

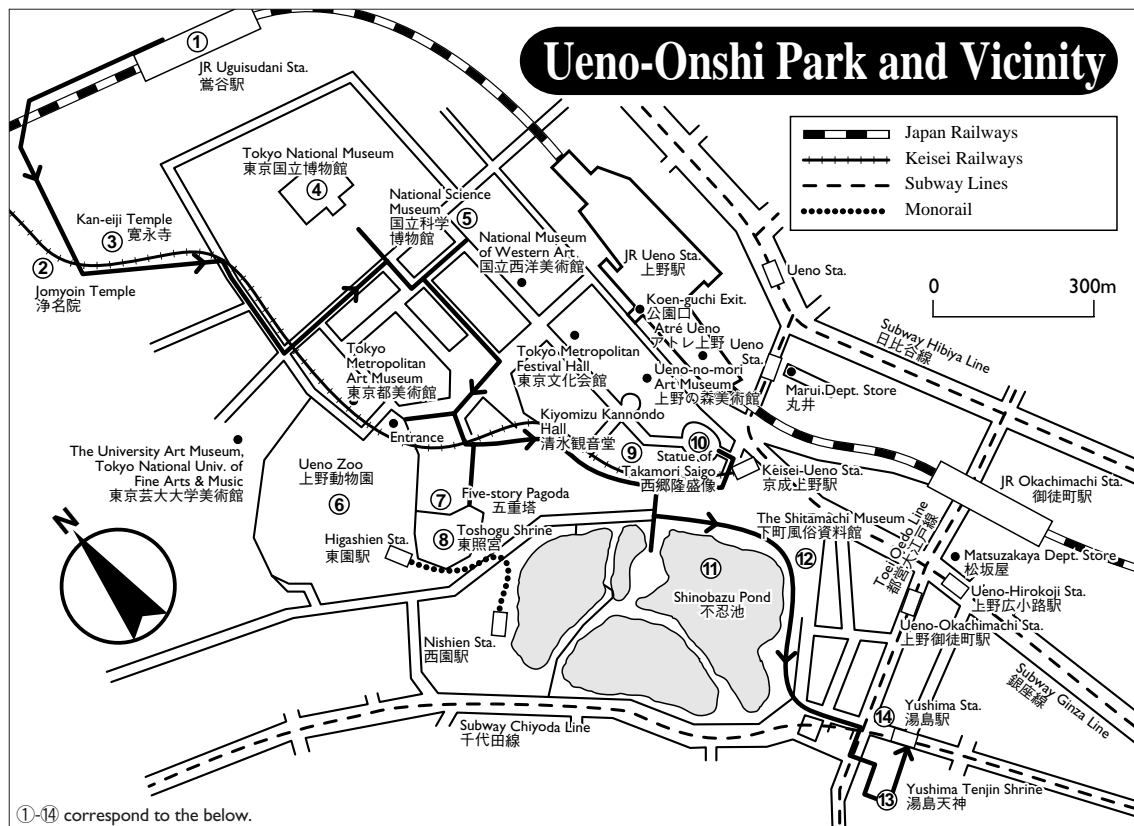


- ④ – ⑥ **Higashi Gyoen (東御苑)**, or The East Garden of the Imperial Palace, a 53-acre classical garden which was once the site of the great donjon of Edo Castle, features some 250,000 trees including representative prefectural trees, a small museum, several historical monuments and a small Japanese-style garden. Open: 9:00–16:30 (16:00 from Nov.–Feb.). Closed: Mon., Fri. and for occasional Imperial ceremonies. Admission: Free. **Sannomaru Shozokan (宮内庁三の丸尚蔵館)** in the Garden display to the general public a portion of the roughly 7,000 pieces of art works that were donated by the Emperor in June 1989.
- ⑦ **Kitanomaru Park (北の丸公園)** is an extensive turfed garden with a path running through it from Kitahanebashi-mon Gate. On the east side of the path are Nippon Budokan Hall, Science Museum and National Museum of Modern Art, and on the west is a cluster of trees growing around a pond.
- ⑧ **Science Museum (科学技術館)**, a five-story building, houses three-dimensional displays of exhibits covering all fields of modern science ranging from space science to agriculture. Open: 9:30–16:50. Closed: year-end & New Year's holiday. Admission: ¥600.
- ⑨ **Nippon Budokan Hall (日本武道館)**, built in the ancient Japanese architectural style for the Tokyo Olympics, has been used for various sports meets and other events.
- ⑩ **Chidorigafuchi (千鳥ヶ淵)** is known for the beauty of its cherry blossoms in spring, and for its enjoyable boating in its pond. Mar. 1–Nov. 30, 11:00–16:30 (–17:30, Apr. 1–Sep. 30). Closed: Mon\*. Rental row boat: ¥500 for 30 min.
- ⑪ **Crafts Gallery, The National Museum of Modern Art, Tokyo (東京国立近代美術館工芸館)**, displays 20th century paintings, prints, sculptures and other art works. The red-brick building was originally the headquarters of the Imperial Guard and is today an Important Cultural Property. Admission: ¥200.
- ⑫ **Main Building, National Museum of Modern Art, Tokyo (東京国立近代美術館本館)**, displays art works of the 20th century. Admission depends on the exhibition. Both Crafts Gallery and Main Building are open 10:00–17:00. Main Building is open till 20:00 on Fridays. Closed on Mon.\* and Dec. 29–Jan. 1 and for change of exhibitions. Admission: ¥420.

Mon.\*: When Monday falls on a national holiday, it is open and is closed on the following day.

Note: Visitors are required to enter the museum 30 min. before closing.

## UENO-ONSHI PARK and VICINITY



①–⑭ correspond to the below.

This is a stroll into history and culture amid unsurpassed natural scenery.

- 10 min. 5 min. 3 min.  
 ① JR Uguisudani Sta. ..... ② Jomyoin Temple ③ Kan-eiji Temple ..... ④ Tokyo National Museum ..... ⑤ National Science Museum  
 5 min. 2 min. 4 min. 1 min.  
 ..... ⑥ Ueno Zoo ..... ⑦ Five-story Pagoda ⑧ Toshogu Shrine ..... ⑨ Kiyomizu Kannondo Hall ..... ⑩ Statue of Takamori Saigo  
 5 min. 2 min. 15 min. 5 min.  
 ..... ⑪ Shinobazu Pond ..... ⑫ Shitamachi Museum ..... ⑬ Yushima Tenjin Shrine ..... ⑭ Yushima Sta. (Subway Chiyoda Line)

- ② **Jomyoin Temple (浄名院)** is an old temple noted for its 84,000 "jizo" (Bodhisattva) stone images serenely standing in the quiet compound. Open: 7:00–17:00 daily (–16:30 in winter.) Admission: Free.
- ③ **Kan-eiji Temple (main hall) (寛永寺)**, used to be the most important Buddhist center in Edo (old Tokyo) during the Tokugawa reign. Besides the main hall which still exists, there were 36 halls and towers and 36 subsidiary temples on

the vast grounds which now form Ueno-Onshi Park. (9) Kiyomizu Kannondo Hall. Open: 9:00–17:00 daily. Admission: Free.) and (7) the Five-Story Pagoda) are also reminders of its former grandeur.

- ④ **Tokyo National Museum** (東京国立博物館) is the largest museum in Japan with over 100,000 objects associated with Japanese and Far Eastern ancient and medieval art. Open: 9:30–17:00 (–20:00 on Fri., Apr.–Sep.). Closed: Mon.\*, year-end & New Year's holiday. Admission: ¥420.
- ⑤ **The National Science Museum** (国立科学博物館) is devoted to both universal and Japanese scientific achievements and phenomena. Open: 9:00–16:30. Closed: Mon.\*, year-end & New Year's holiday. Admission: ¥420.
- ⑥ **Ueno Zoo** (上野動物園) has the greatest collection of some 10,000 animals of 900 species from all over the world. It consists of two parts, Higashi-en and Nishi-en, which are connected by a 300 m monorail line. Open: 9:30–16:30. Closed: Mon.\*, year-end & New Year's holiday. Admission: ¥600.
- ⑧ **Toshogu Shrine** (東照宮), built in the 17th century, dedicated to Tokugawa Ieyasu, the founder of the Tokugawa Shogunate. Its architectural style presents a delightful harmony of brilliant colors with symmetrical lines and angles. The stone-flagged approach to the front gate of the shrine is lined on either side with hundreds of tall bronze lanterns, which were the gifts of feudal lords. Open daily 9:00–16:30 or 17:00

(Sunset) in winter, 9:00–17:30 or 18:00 (Sunset) in other seasons. Admission: ¥200.

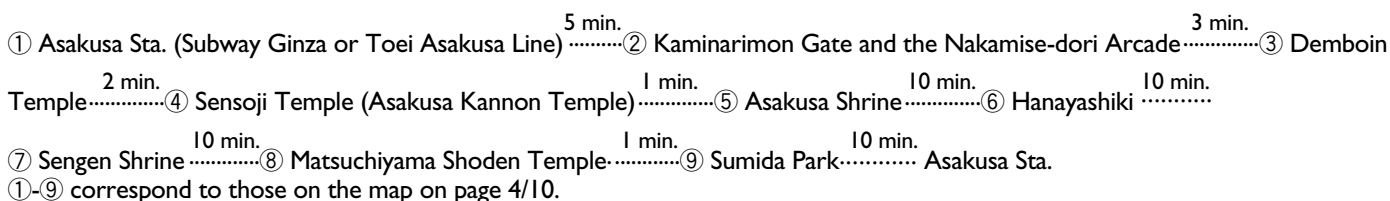
- ⑩ **Bronze Statue of Takamori Saigo** (西郷隆盛像), 3.63 m high, is the most beloved of Tokyoites. General Saigo (1827–1877), then a staff officer of the Imperialist forces, saved Edo from threatened devastation in the battle of 1868 which led to the fall of the Tokugawa regime.
- ⑪ **Shinobazu Pond** (不忍池), just below the hill on the zoo property, is a sanctuary for ducks and other waterfowl and is noted for its lotus flowers in August.
- ⑫ **The Shitamachi Museum** (下町風俗資料館), here you can see what the people's lives were like in "Shitamachi," a commoners' town, in the early 20th century. Open: 9:30–16:30. Closed: Mon.\* and Dec. 29–Jan. 3. Admission: ¥300.
- ⑬ **Yushima Tenjin Shrine** (湯島天神), said to have been founded in the 14th century, is noted for the many plum trees dotting its grounds. Enshrined here is Michizane Sugawara, a great scholar of the 9th century. During the spring examination season, the shrine is thronged by students praying for their success in the entrance examinations. Open: 8:00–19:30 daily. Admission: Free.

Mon.\*: When Monday falls on a national holiday, it is open and is closed on the following day.  
 Note: Visitors are required to enter the museum 30 min before closing.

**THE ASAKUSA AREA**

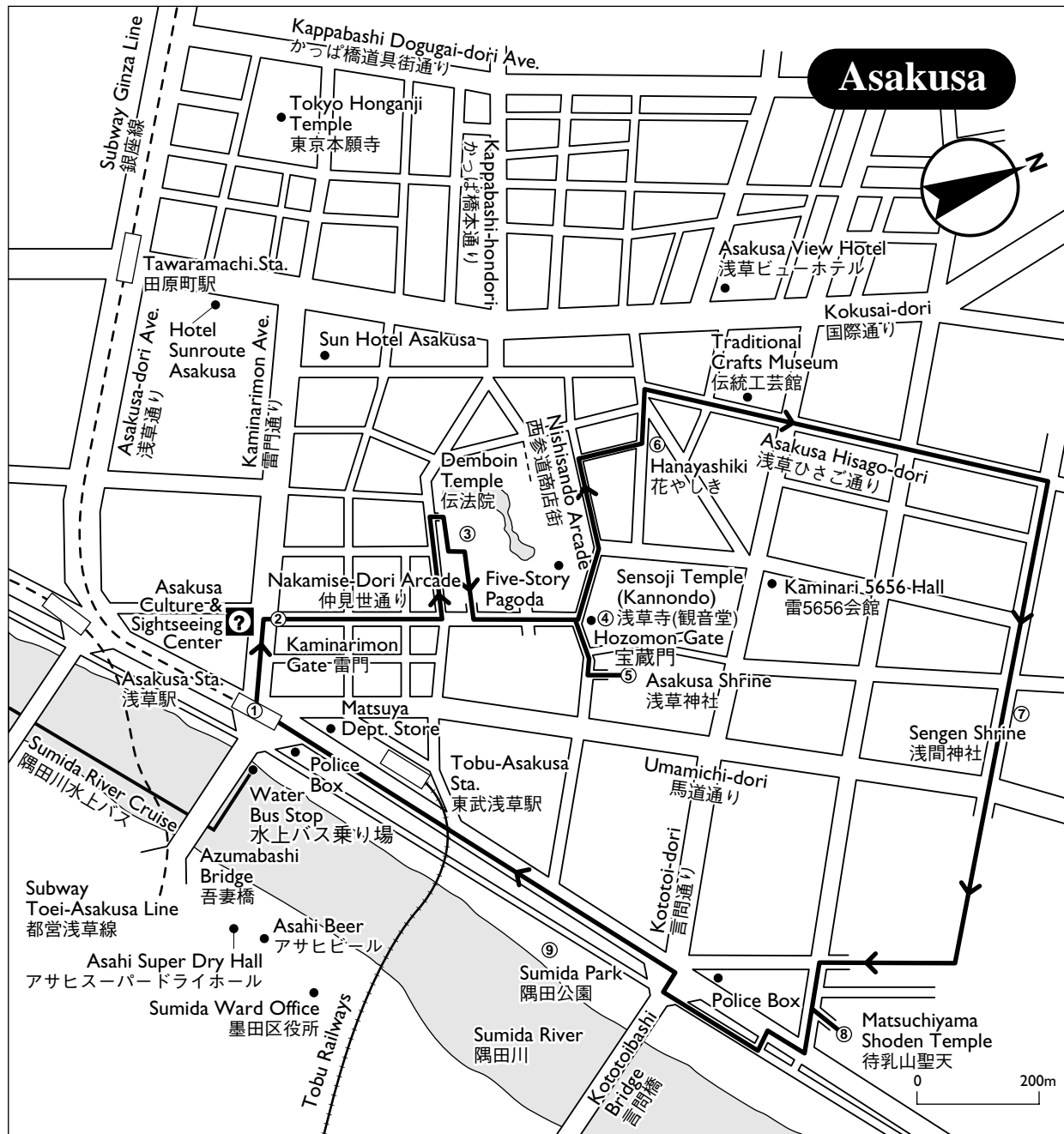
This walking course enables you to catch a glimpse of the unique life-style of the common folk of Tokyo's "downtown" area where the "old Edo" still exists and things are steeped in tradition. Asakusa is a district lying on the banks of the Sumida

River to the east of Ueno, with Asakusa Kannon Temple as its focal point. It formed one of the largest downtown amusement centers in the city with a large number of movie houses, theaters and other pleasure facilities, in addition to numerous restaurants.



- ④ **Sensoji Temple** (浅草寺), or more popularly known as Asakusa Kannon Temple, is named after the Kannon or Goddess of Mercy to whom the tall main hall is dedicated. This temple is said to have been founded in the 7th century by three fishermen, who discovered in their nets one day a tiny image of Kannon only 5 cm in height. The imposing main hall, **Sensoji Hondo** (浅草寺本堂), (Open daily 6:00–17:00 (Apr.–Sep.), 6:30–17:00 (Oct.–Mar.), Admission: Free), is approached by the 9-m-wide, 140-m-long **Nakamise-dori Arcade** (仲見世通り), a paved promenade, extending from ② **Kaminarimon Gate** (雷門) with its huge red lantern and the wooden images of the Thunder and Wind Gods to **Hozomon Gate** (宝蔵門) or Treasure-house Gate. The promenade forms a colorful avenue of small shops and stalls selling everything from kimono and Japanese wigs to traditional candy. With their brightly colored decorations and uniform structure, these shops present a very picturesque sight, especially at night. To the right of the Kannondo stands Nitenmon Gate, an entrance to ⑤ **Asakusa Shrine** (浅草神社), or more popularly Sanja-sama (lit. three shrines), built by

- order of the third Tokugawa Shogun in memory of the three fishermen. Sanja Matsuri Festival of the shrine, annually held in May, is very popular.
- ③ **Demboin Temple** (伝法院), situated to the west of Nakamise-dori Arcade, contains Sensoji Temple's chief abbot's living quarters and is not open to the public except when accepted on application.
- ⑥ **Hanayashiki** (花やしき) is a small amusement park for young people. Open 10:30–18:00 (Open hours vary from seasons.) Closed on Tue. except during school holidays. Admission: ¥900 for adults.
- ⑦ **Sengen Shrine** (浅間神社) is noted for the Potted Plant Fair held in late May & late Jun.
- ⑧ **Matsuchiyama Shoden Temple** (待乳山聖天) is noted for the image of the Kannon Goddess standing on the right side of the approach. Open daily 6:00–16:30 (Apr.–Sep.), 6:30–16:30 (Oct.–Mar.). Admission: Free.
- ⑨ **Sumida Park** (隅田公園), a grand riverside park, contains a gymnasium and tennis courts.



Tourist Information in Asakusa Culture & Sightseeing Center: Open daily 10:00–17:00.

### Other Places of Interest:

**Sumida River Cruise** (Between Asakusa and Hinode Pier or Hama Rikyu Garden near JR Hamamatsucho Sta.)

Time required: 40 min. One-way fare: ¥660 to Hinode Pier, ¥620 to the Garden (additional admission fee of ¥300 required.) Departs almost every 40 min.

**Kappabashi Dogugai-dori Ave.:** Street with lots of wholesale shops such as kitchenware, food samples made of wax, and the like.

## Tokyo's 3 Big Festivals

**Kanda Matsuri Festival of Kanda Myojin Shrine:** Held on the weekend closest to May 15 (its regular festival day) in every odd-numbered year. Dozens of Mikoshi (portable shrines) are paraded in the neighboring area of the shrine. A gala tea ceremony is also offered.

**Sanja Matsuri Festival of Asakusa Shrine:** Held for 3 days over the 3rd weekend in May. Nearly 100 Mikoshi (portable shrines) parade through the streets of the Asakusa District. Many other traditional entertainments are also performed.

**Sanno Festival of Hie Shrine:** Jun. 13–20 in even-numbered years. This festival features a procession of portable shrines through the busy streets around the Akasaka District.

## Antique & Flea Markets In Tokyo

- At Togo Shrine** Hours: 1st, 4th & 5th Sun. of each month., 6:00–15:00.  
Access: Harajuku Sta. on JR Yamanote Line or Omotesando Sta. on Subway Ginza, Chiyoda or Hanzomon Line.
- At Nogi Shrine** Hours: 2nd Sun. of each month, from dawn to sunset.  
Access: Nogizaka Sta. on Subway Chiyoda Line.
- At the plaza in front of Roppongi Roi Building**  
Hours: 4th Thur. & Fri., dawn to sunset (around 7:00 to 17:00).  
Access: 5-min. walk from Roppongi Sta. on Subway Hibiya Line.
- At the plaza in front of Central Plaza Building**  
Hours: 1st Sat. of each month, from dawn to sunset.  
Access: East Exit of Iidabashi Sta. on JR Chuo or Subway Yurakucho Line.
- At Hanazono Shrine**  
Hours: Every Sun., from dawn to sunset except May and Sep.  
Access: 5-min. walk from Shinjuku-sanchome Sta. on Subway Marunouchi or Toei Shinjuku Line.
- At Tomioka Hachimangu Shrine**  
Hours: 1st and 2nd Sun. of each month, except 1st Sun. of Jan., 7:00 to sunset.  
Access: 3-min. walk from Monzen-Nakacho Sta. or Kiba Sta. on Subway Tozai Line.
- Heiwajima Antiques Fair at Heiwajima Ryutsu Center**  
Hours: 10:00–18:00 (–17:00 on the last day)  
Date: Mar., May, Jun., Sep., Dec. 5 times a year.  
Access: 1-min. walk from Ryutsu Center Sta. on Tokyo Monorail Line.

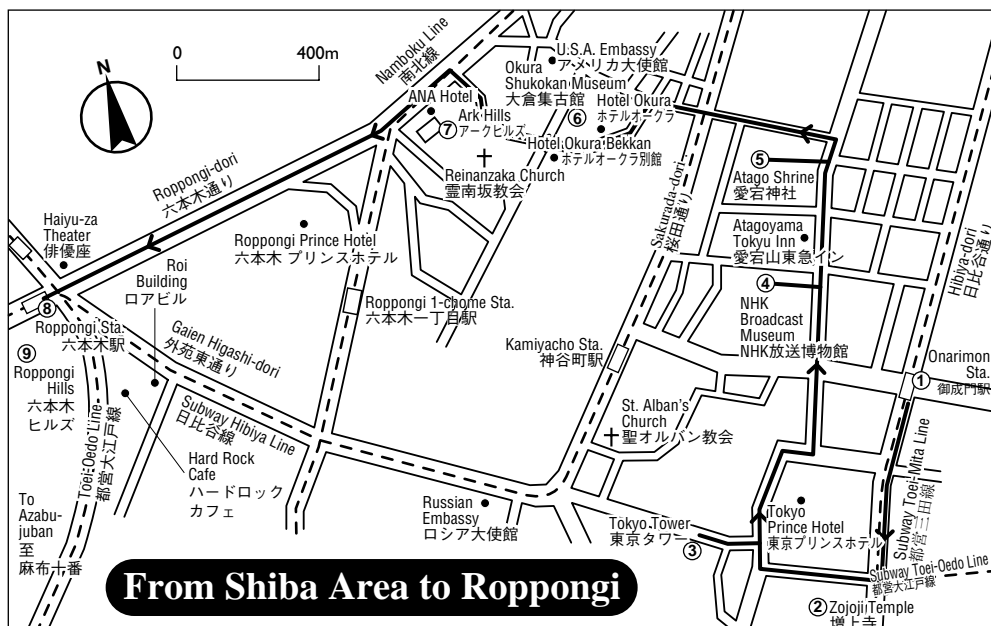
**Antique Fair at Ueno Shinobazu Pond**  
Access: 5-min. walk from JR Ueno Sta. or 3-min. walk from JR Okachimachi Sta.

- Ueno Sakura Matsuri Aozora Antique Fair**  
Late Mar.–early Apr. Hours: 10:00–20:00.
- Ueno Natsu-Matsuri Aozora Antique Fair**  
Jul. 17–Aug. 10. Hours: 16:00–22:00. Open from noon on Sat. & Sun.
- Ueno Aki-Matsuri Aozora Antique Fair**  
Oct. 1–Oct. 31. Hours: 9:00–18:00.

### FROM SHIBA AREA TO ROPPONGI

Here you will see the modern, lively side of Tokyo as well as its traditional, quiet side.

- ① Onarimon Sta. (Subway Toei Mita Line) ..... 5 min. ② Zojoji Temple ..... 5 min. ③ Tokyo Tower ..... 8 min. ④ NHK Broadcast Museum
- ..... 5 min. ⑤ Atago Shrine ..... 20 min. ⑥ Okura Shukokan Museum ..... 3 min. ⑦ ARK Hills (Ark Mori Bldg., ANA Hotel, Suntory Hall) ..... 15 min.
- ⑧ Roppongi Sta. (Subway Hibiya Line, Subway Oedo Line) ..... 0–4 min. ⑨ Roppongi Hills



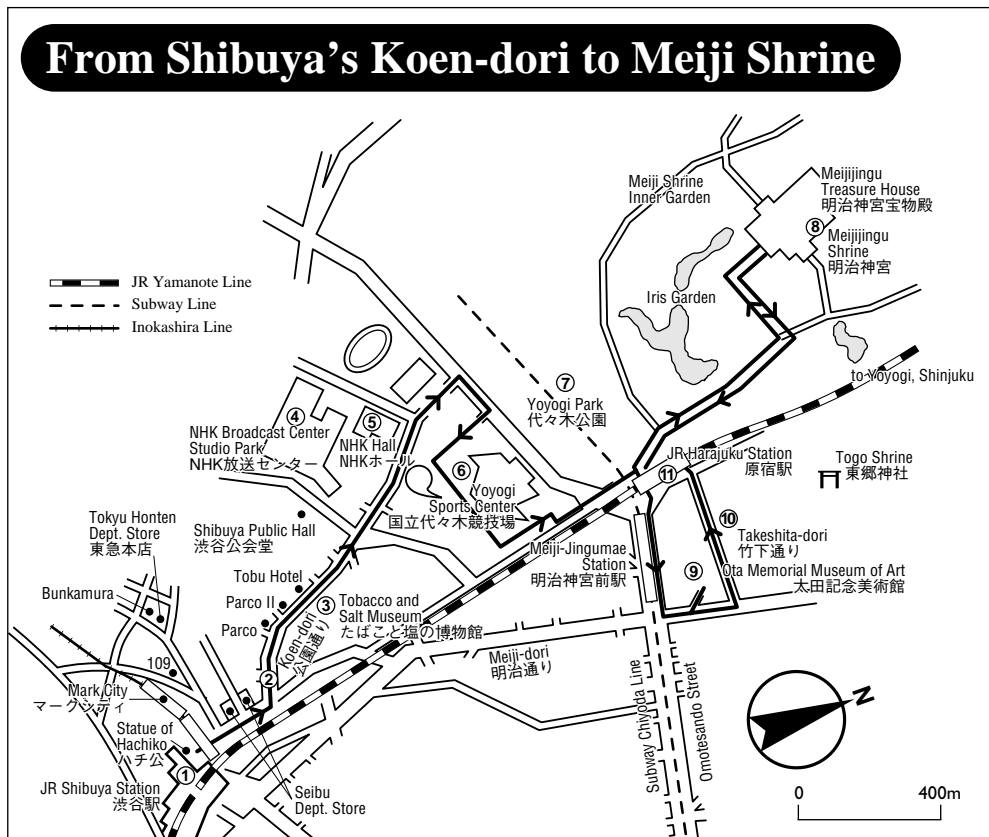
**From Shiba Area to Roppongi**

- ② **Zojoji Temple** (増上寺) was formerly the family temple of the Tokugawas. The red-lacquered two-story Main Gate built in 1605, is included among the nation's "Important Cultural Properties." Open: Daily 6:00–17:20. Admission: Free.
- ③ **Tokyo Tower** (東京タワー), a 333-m-high independent steel tower, is both a telecasting and an entertainment center, housing various exhibition halls, shops and restaurants. A grand view of the entire city of Tokyo and Tokyo Bay can be obtained from the observation platforms. Open: Daily 9:00–22:00. Admission: ¥820 to the 150-m-high Grand Observation Platform; an additional ¥600 to the 250-m-high Special Observation Platform. On the 1st floor is an aquarium (¥1,000), and on the 3rd floor is a wax museum (¥870).
- ⑤ **Atago Shrine** (愛宕神社), originally founded in 1603 and rebuilt in 1958, will surprise you due to its steep stair climb up Atago Hill which will leave you breathless. Open: Hours vary the season. Admission: Free.
- ⑥ **Okura Shukokan Museum** (大倉集古館), located next to the Hotel Okura, has a collection of fine arts and crafts of

early Japan and other Asian countries. Open: 10:00–16:30 (last admission: 16:00), Closed: Mon.\*, and year-end & New Year's holiday. Admission: ¥800 (regular exhibition) or ¥1,000 (special exhibition).

- ⑦ **ARK Hills** (アークヒルズ), an area with skyscrapers such as Ark Mori Bldg. and ANA Hotel. Suntory Hall (concert hall) is located in this new business center as well.
- ⑧ **Roppongi** (六本木), centered in the Roppongi intersection, is a town catering especially to the young and adventurous. Snack shops and bars are open into the wee hours, drawing many night owls.
- ⑨ **Roppongi Hills** (六本木ヒルズ), Roppongi Hills provides a big scale of entertainments of art, food, fashion, cinemas, etc. Since it has a welcoming atmosphere for any nationality, many people get together from various countries. Roppongi Hills Tours will guide you to a great view of Tokyo city, the technology of architecture and many fancy restaurants and shops as Mori Arts Center, Virgin Cinemas, Arena and Garden (Tour: ¥1,500~).

**FROM SHIBUYA'S KOEN-DORI TO MEIJI SHRINE AREA**



① - ⑪ correspond to those below and on top of page 7/10.

**From Shibuya's Koen-dori to Meiji Shrine**

Shibuya and Harajuku combine to form one of Tokyo's most fashionable districts, teeming with boutiques and restaurants, and favored by younger Tokyoites.

- |  |  |   |
|--|--|---|
| <ul style="list-style-type: none"> <li>① JR Shibuya Sta. .... 3 min.</li> <li>④ NHK Broadcast Center..... 3 min.</li> <li>⑧ Meiji Shrine..... 35 min.</li> </ul> | <ul style="list-style-type: none"> <li>② Entrance to Koen-dori (Park Street)..... 7 min.</li> <li>⑤ NHK Hall ..... 5 min.</li> <li>⑨ Ota Memorial Museum of Art..... 5 min.</li> </ul> | <ul style="list-style-type: none"> <li>③ Tobacco and Salt Museum..... 15 min.</li> <li>⑦ Yoyogi Park ..... 30 min.</li> <li>⑩ Takeshita-dori..... 10 min.</li> <li>⑪ JR Harajuku Sta. .... 10 min.</li> </ul> |
|--|--|---|



- ② **Koen-dori (公園通り)**, originating where the bronze statue of the faithful dog Chuken Hachiko stands, in front of the Hachiko-guchi Exit of Shibuya Station, is one of Tokyo's most fashionable streets, lined on either side with boutiques and appealing restaurants and often frequented by younger Tokyoites dressed more casually.
- ③ **Tobacco and Salt Museum (たばこと塩の博物館)**, facing Parco Building across the street, exhibits items and documents relating to smoking and salt. It is also known for its fine collection of ukiyo-e woodblock prints in which tobacco accessories are depicted. Open: 10:00–18:00 (last admission: 17:30) Closed: Mon.\* 1st Tue. of Jun. and Dec. 29–Jan. 3. Admission: ¥100.
- ④ **NHK Broadcast Center (NHK放送センター)**, a 23-story building, is complete with modern programming production facilities, including a computer center, a news center and a satellite transmission control center. **Studio Park** on the 3rd and 4th floors is open to the public, 10:00–18:00 (last admission: 17:30), Closed: 3rd Mon.\* of each month except Aug. and Dec. 25–31. Admission: ¥200.
- ⑤ **NHK Hall (NHKホール)**, located next to the Broadcast Center, is a multipurpose auditorium designed for opera performances, concerts and other kinds of public performances.
- ⑥ **Yoyogi Sports Center (国立代々木競技場)**, adjacent to the park, was one of the three major staging arenas for the

- Olympic Games. Here are two huge ultra-modern structures, the National Indoor Stadium that can accommodate 15,000 spectators for swimming and diving events, and its Annex housing a basketball court with a seating capacity of 4,000.
- ⑦ **Yoyogi Park (代々木公園)**, the former site of Tokyo Olympic Village, is a quiet thickly-wooded park with a wild bird sanctuary, a children's playground and a cycling course.
- ⑧ **Meijijingu Shrine (明治神宮)**, standing in an extensive thickly-wooded parkland, is dedicated to Emperor Meiji and his consort. The sanctuary is a particularly fine example of Shinto architecture. Open daily from dawn to sunset. Admission: Free. The Treasure House behind the shrine contains objects associated with the Emperor. Open: 9:00–16:00 (Nov.–Feb.), 9:00–16:30 (Mar.–Oct.). Admission: ¥500.
- ⑨ **Ota Memorial Museum of Art (太田記念美術館)** exhibits the collection by Mr. Seizo Ota of woodblock prints. Open: 10:30–17:30 (last admission: 17:00). Closed: Mon.\* for several days in the end of each month, year-end & New Year's holiday. Admission: ¥700–¥1,000 depending on the exhibit.
- ⑩ **Takeshita-dori (竹下通り)**, energetic street lined with many boutiques, coffee shops and restaurants. “New teenage fashions” originate here and always attract a great many young boys and girls, who can be seen walking along this street eating ice cream or crepes in the typical “Harajuku” style.

To save time and money, use one of the following five passes.

**JR One-Day Train Pass in Tokyo “Tokyo Metropolitan District Pass”(Tokunai Pass 都区内パス)**

This pass is valid for unlimited travel for one day on all JR rail lines running within the city's 23 wards. Price: ¥730 for adults, ¥360 for children (6–12 years old).

**TRTA (Eidan) Subways One-Day Open Ticket (Ichinichi Josha Ken 営団地下鉄一日乗車券)**

The pass is valid for unlimited travel for one day on all TRTA subways in Tokyo. (Ginza, Marunouchi, Hibiya, Tozai, Chiyoda, Yurakucho, Hanzomon and Namboku Lines). Price: ¥710 for adults, ¥360 for children (6–12 years old).

**JR Train, Subway & Bus One-Day Pass (Tokyo Furi Kippu 東京フリーきっぷ)**

Valid for unlimited travel for one day on all of Tokyo's JR trains (within 23 wards), all subways, streetcars and city buses. Price: ¥1,580 for adults, ¥790 for children (6–12 years old).

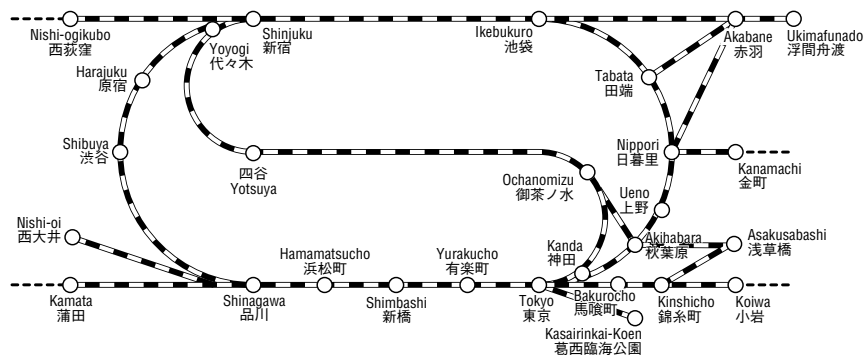
**PASSNET (A common fare card for private railways in the Tokyo metropolitan area パスネット)**

Prepaid cards (valued at : ¥1,000, ¥3,000, ¥5,000) can be used as a stored fare system that networks almost all railways in the Tokyo metropolitan area except the Japan Railways (JR). By putting the card through an automated wicket, when you get on and off, the fare for a user 12 years old and above is automatically deducted from the card.

**One-Day Economy Pass (Ichinichi Josha Ken 都電・都バス・都営地下鉄一日乗車券)**

One-Day pass for Toei streetcars, Toei buses and Toei Subway Lines (Toei Asakusa, Toei Mita, Toei Shinjuku and Toei Oedo Lines). Price: ¥700 for adults, ¥350 for children (6–12 years old).

Area of JR One-Day Train Pass



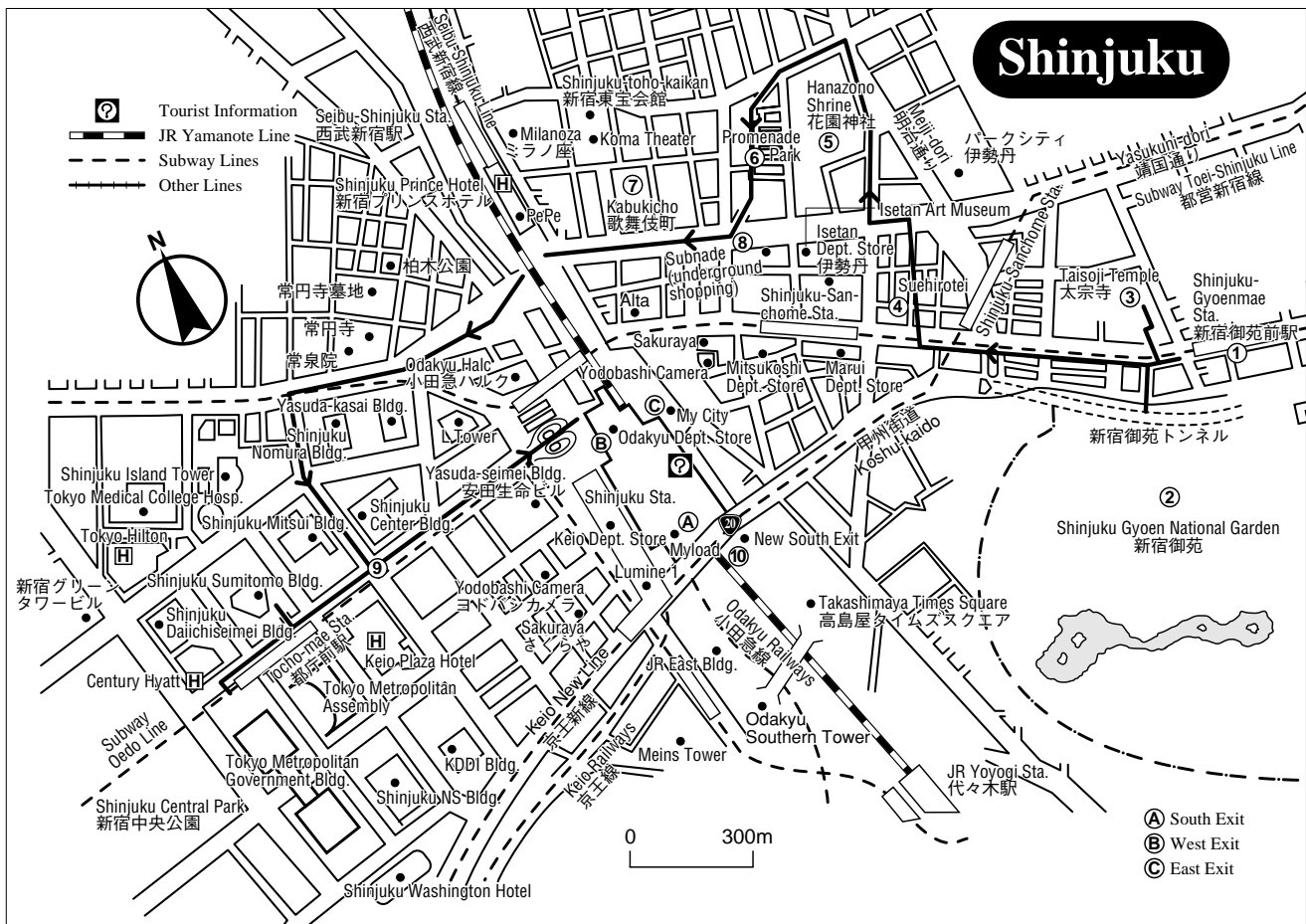
## THE SHINJUKU AREA

Shinjuku is a fast developing shopping and amusement quarter, and is one of Tokyo's largest commuter terminals. There are two Shinjokus, East and West. Bustling East Shinjuku is a heaven for shopping, people-watching, movie-going, eating and drinking.

① - ⑩ correspond to those on the map on page 8/10.

- ① Shinjuku-Gyoenmae Sta. (Subway Marunouchi Line) ..... ② Shinjuku Gyoen National Garden ..... ③ Taisoji Temple .....  
 ④ Suehirotei ..... ⑤ Hanazono Shrine ..... ⑥ Shinjuku Promenade Park .....  
 ⑦ Kabukicho ..... ⑧ Subnade ..... ⑨ Shinjuku's Skyscraper ..... ⑩ Shinjuku South Entrance

West Shinjuku, on the other hand, is exceptional for strolling along wide boulevards and Tokyo-viewing from the tops of the soaring skyscrapers.



①-⑩ correspond to those in The Shinjuku Area on the bottom of page 7/9 and below.

- ② **Shinjuku Gyoen National Garden** (新宿御苑), formerly the property of the Imperial Family, is now one of Tokyo's largest and most popular parks for strolling or admiring the flowering shrubs and foliage. Highlights of the year are the cherry blossoms in Apr. and the chrysanthemums in early Nov. Open: 9:00-16:30 (last admission: 16:00). Closed: Mon.\* Admission: ¥200.
- ③ **Taisoji Temple** (太宗寺), said to have been founded in 1668, houses the largest wooden statue in Tokyo of Yama (Enma) or the King of Hell. Open: 7:00-18:00. Admission: Free.
- ④ **Suehirotei** (末広亭), a variety theater, offers classical entertainment by storytellers.
- ⑤ **Hanazono Shrine** (花園神社), revered by Tokugawa, is noted for its grand "Tori-no-Ichi" Fair held on the "Cock Day" (lunar calendar) of Nov. at which lucky bamboo rakes decorated with trinkets are sold. Open: 7:00-18:00. Admission: Free.
- ⑥ **Shinjuku Promenade Park** (新宿遊歩道公園四季の路), a roadside promenade park, is a marble-flagged pavement lined on both sides with numerous trees and forms an "oasis" in the midst of this bustling area.
- ⑦ **Kabukicho** (歌舞伎町), is an amusement district for the young and adventurous, packed with many eateries, bars, game centers and movie houses.
- ⑧ **Subnade** (サブナード), extending for four blocks, is an underground fashionable street abounding with shops of all kinds.
- ⑨ **Shinjuku's Skyscraper** (高層ビル街) is a cluster of ultra-modern high-rise buildings from 25 to 55 stories in height. Some are modern hotels and others are office buildings the upper floors of which contain a number of restaurants featuring superb views. One of these is the **Tokyo Metropolitan Government Bldg.** (東京都庁): Its observatory on the 45th



floor (202 m.) is open to the public. Closed: Mon., year-end & New Year's holiday. Admission: Free.

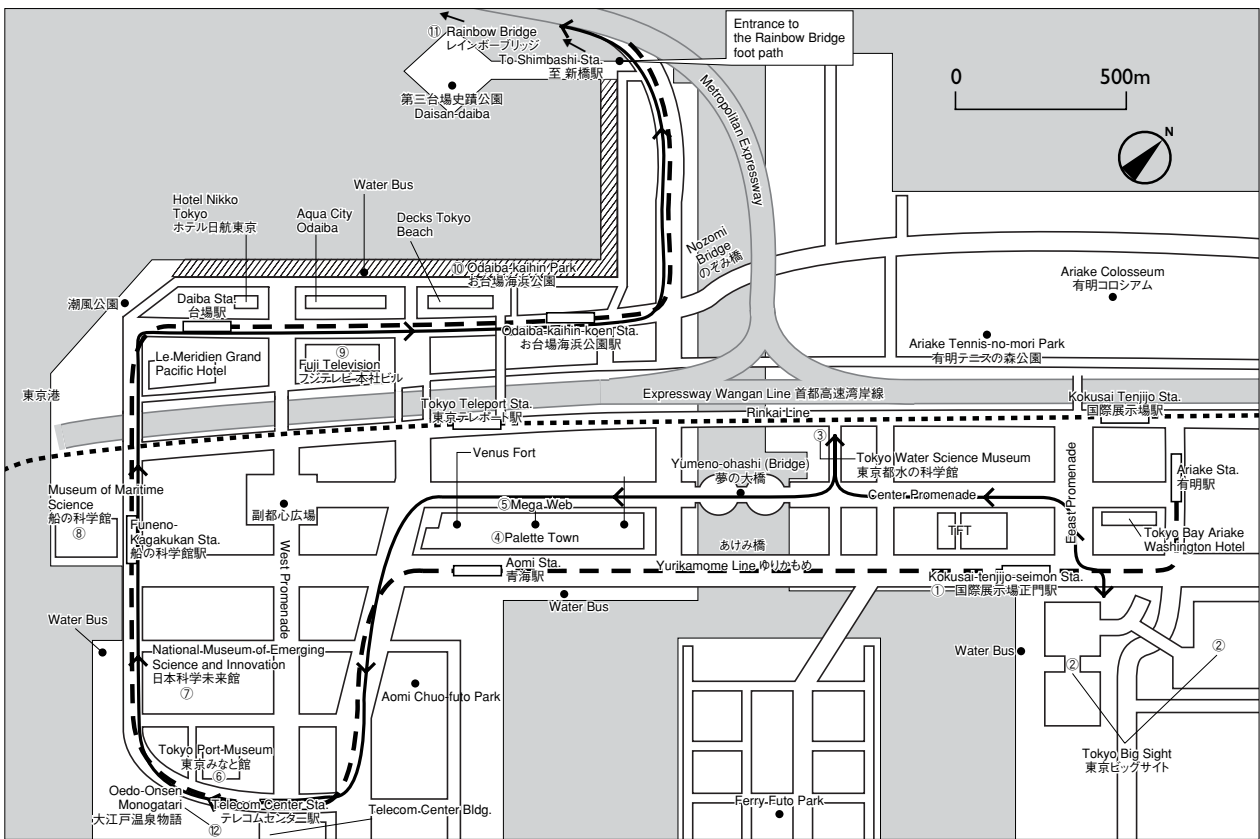
- ⑩ **The Shinjuku Sta. South Exit Area** (新宿駅南口エリア): Takashimaya Times Square is right in front of the New South Exit of Shinjuku Station. The Shinjuku Southern Terrace is

located on the opposite side of Takashimaya Times Square. The promenade is lined with fashionable shops and restaurants. Both North Observatory and South Observatory are open from 9:30, but closing hours are subject to change.

Mon.\*: When Monday falls on a national holiday, it is open and is closed on the following day.  
 Note: Visitors are required to enter the museum 30 min. before closing.

**RINKAI-FUKUTOSHIN**

- ① Kokusai-tenjijo-seimon Sta. ..... 3 min.      ② Tokyo Big Sight ..... 15 min.      ③ Tokyo Water Science Museum ..... 10 min.
- ④ Palette Town ..... 10 min.      ⑤ Mega Web ..... 10 min.      ⑥ Tokyo Port Museum ..... 5 min.      ⑦ National Museum of Emerging Science and Innovation ..... 5 min.
- ⑧ Museum of Maritime Science ..... 15 min.      ⑨ Fuji Television ..... 5 min.      ⑩ Odaiba-kaihin Park ..... 20 min.      ⑪ Rainbow Bridge



- ② **Tokyo Big Sight** (東京ビッグサイト) is an exhibition hall with unique impressive design. A variety of events take place, from exhibitions to rock concerts. There are also restaurants and an observatory. The opening hours may change depending on the event.
- ③ **The Tokyo Water Science Museum** (東京都水の科学館) is a reservoir in actual use. There are various interesting exhibits and a 30-min. tour in Japanese, such as how water is safely distributed. Open 9:30–17:00 (last admission: 16:30) daily except Mon., and late Dec. –early Jan. Admission: Free.
- ④ **Palette Town** (パレットタウン) is a complex of leisure facilities. Venus Fort offers 160 of shops and restaurants in the classical Italian atmosphere. Mega Web is a showcase ranging from vintage cars to racing cars presented by TOYOTA.
- ⑤ **Mega Web** (メガウェブ), Palette Town, I Aomi, Koto-ku, Tokyo. The Toyota City Showcase pavilion with the various types of

Toyota cars and attractions. You can select a car and test-drive it in 1.4 km driving course. Reservation needed in advance. Tel: (0070)800-489-000. (Japanese spoken only). Charges: ¥200–¥600 (depending on attractions). Open: 11:00–20:00 or 21:00.

- ⑥ **Tokyo Port Museum** (東京みなと館), located on the 20th floor of Aomi Frontier Bldg. exhibits panels, scale models, reflections showing the connection between Tokyo Port and Rinkai-fukutoshin. Open: 9:30–17:30 (last admission: 17:00) daily except Mon. Dce. 28–Jan. 4. Admission: ¥200.
- ⑦ **National Museum of Emerging Science and Innovation** (日本科学未来館), nicknamed “MeSci” opened in July 2001. Here, visitors can experience the latest developments in science and technology by hands-on exhibits, participating in various events, and meeting scientists and technicians. Open: 10:00–17:00 (last admission: 16:30). Closed: Tue. (unless it’s a public holiday), Dec. 28–Jan. 1.

Admission: ¥500 (19 and over), ¥200 (up to 18).

- ⑧ **Museum of Maritime Science** (船の科学館) provides a valuable learning experience to all visitors through documents, videos, simulations and other displays. Open: 10:00–17:00 (–18:00 Sat., Sun. and national holidays). Closed on year-end & New Year's holiday. Admission: ¥1,000 (adults), ¥600 (children).
- ⑨ **Fuji Television** (フジテレビ), dominating the Odaiba skyline, features its unique architecture designed by Kenzo Tange. Visitors can enjoy panoramic views of Tokyo from the observatory and get a behind the scenes look at the making of TV programs on the fifth floor promenade. Open: 10:00–20:00. Closed: Mon. Admission: ¥500.

- ⑩ **Odaiba-kaihin Park** (お台場海浜公園) is especially popular in Odaiba area. It is very pleasant to take a walk with fine views of Rainbow Bridge. The beach provides a nice bathing place in Summer.
- ⑪ **Rainbow Bridge** (レインボーブリッジ) is regarded as the entrance to Tokyo Bay Area. It can be crossed using the Yurikamome Line, by cars or on foot. The best view point is from Odaiba-kaihin Park.
- ⑫ **Oedo-Onsen Monogatari** (大江戸温泉物語) Luxuriate in open-air, food, sand and steam baths, tatami rooms and aesthetic/massage salons. Stroll, snack and shop in a scene from a bygone era. Open: 11:00–9:00 (throughout the night) the following day, every day. Entrance Fees: Adults ¥2,700(Children ¥1,500). Late hour surcharge ¥1,500.

**Note:** Museums, gardens and many other facilities are closed during the New Year's holiday and generally, if their weekly closing day is a national holiday, they are closed the following day instead. Admission is usually 30min. before closing.



## TOURIST INFORMATION

### JNTO's Tourist Information Center:

10th fl., Tokyo Kotsu Kaikan Bldg., 2-10-1, Yurakucho, Chiyoda-ku, Tokyo 100-0006 Tel.(03)3201-3331

9:00–17:00 on weekdays / 9:00–12:00 on Saturdays; Closed on Sundays, national holidays, year-end & New Year's holiday

### Tokyo Tourist Information Centers (Tokyo Metropolitan Government):

#### Tokyo Metropolitan Government Building Head Office (Main Bldg. No.1, 1F)

9:30–18:30; Closed on year-end & New Year's holiday  
Tel. (03)5321-3077

#### Haneda Airport Branch (Haneda Airport Big Bird Bldg. 1F)

9:00–22:00; Open daily Tel. (03)5757-9345

#### Keisei Ueno Station Branch (outside Keisei Ueno Station ticket gate)

9:30–18:30; Open daily Tel. (03)3836-3471

### Asakusa Culture & Sightseeing Center

2-18-19 Kaminarimon, Taito-ku  
10:00–17:00; Open daily

**Welcome Card** enables all overseas visitors to specific area to receive benefit of discounted fees at tourist facilities, accommodations, restaurants, souvenir shops, and more.

### Tokyo Welcome Card (Tokyo Museum Guide with Discount Coupon)

(For use by) All non-Japanese

(For use in) Tokyo

(Available at)

Tokyo Convention & Visitors Bureau's web site (URL) <http://www.tcvb.or.jp/>



Goodwill Guide Groups like the following offer tourists from overseas free local tours guided in English or other languages. They are registered with JNTO and display a badge. There is no charge for their service as they are volunteers. You are only expected to pay for their travel expenses, admissions to tourist facilities if you are visiting them, and to pay for their meals if you eat with them.

### Tokyo Metropolitan SGG Club

We have a preset guided tour of Sensoji Temple and the surrounding area. The tour takes place twice on Sunday afternoon. Visit us directly at Asakusa Cultural & Sightseeing Center, located just in front of Kaminarimon Gate of Sensoji Temple, by 13:30 or 15:00 Sunday.

### Chinone Group

We can take you around at your request. Apply by fax to Ms. Azekura(029-282-2657) or mail (49-15 Minamidai, Tokai-mura, Naka-gun, Ibaraki Pref., 309-1100).

All information contained in this guide is based on data as of December 2003. Transportation schedules, fares, admission fees, etc. are subject to change. Check with organizations concerned for updated information.