

Practical Travel Guide - 507

NARA WALK



日本政府観光局 (JNTO)
Japan National Tourism Organization

JNTO Website : <http://www.jnto.go.jp>



Nara (奈良), about 42 km (26 mi.) south of Kyoto, was the old capital of Japan (710–784), and was the cradle of Japan's arts, crafts and literature. Buddhism first flourished here under the

strong patronage of successive Emperors. Walking through the city's quiet streets is like strolling through the pages of history. Here, you can find peace of mind and spiritual contentment.

Access to Nara

To	From	Type of transportation	Daily runs	Time required	One-way fare
Nara	Kyoto	JR rapid train Miyakoji	28	45 min.	¥710
		Kintetsu Limited Express train	29	40 min.	¥1,130
		Kintetsu Ordinary Express train	23	70 min.	¥620
	Osaka (Osaka Sta.)	JR rapid train Yamatoji	28	50 min.	¥800
	Osaka (Kintetsu-Namba Sta.)	Kintetsu Ordinary Express train	97	40 min.	¥560
		Kintetsu Limited Express train	16 (morning & evening only)	35 min.	¥1,070
Kansai Airport	Nara-Kotsu Bus, Kansai Airport-kotsu Bus	14	90 min.	¥2,000	

Nara Park Walking Course:

JR Nara Sta. — Kintetsu-Nara Sta. — Sarusawa-ike Pond — Kofuku-ji Temple — Isuien Garden, Yoshikien Garden, Nara National Museum — Todai-ji Temple — Nigatsudo Hall — Kasuga Taisha Shrine — Shinyakushi-ji Temple — Naramachi (Time required for walking: 5 hrs.)

Places of Interest:

① =UNESCO's World Heritage Site

Nara Park (奈良公園) is popularly known as Deer Park, since nearly 1,200 tame deer roam here. Many of the historical relics of Nara are conveniently located in or close to this finely wooded park.

Todai-ji Temple ① (東大寺) is well known for the Daibutsu, 16.2 m (53.1 ft.)-high bronze statue of Buddha. The main edifice which houses the Daibutsu is the world's largest wooden structure. Open: 7:30–17:30 (Apr.–Sep.), –17:00 (Oct.), 8:00–16:30 (Nov.–Feb.), –17:00 (Mar.) Admission: ¥500

Kasuga Taisha Shrine ① (春日大社) was founded in 768 and is one of the most famous Shinto shrines in Japan. The vermilion lacquered buildings form a beautiful contrast to the surrounding verdant woods.

Shinyakushi-ji Temple (新薬師寺) was founded in 747. Its main hall, dating from the same year, and several Buddhist images enshrined here, are designated as "National Treasure." Open: 9:00–17:00 Admission: ¥600

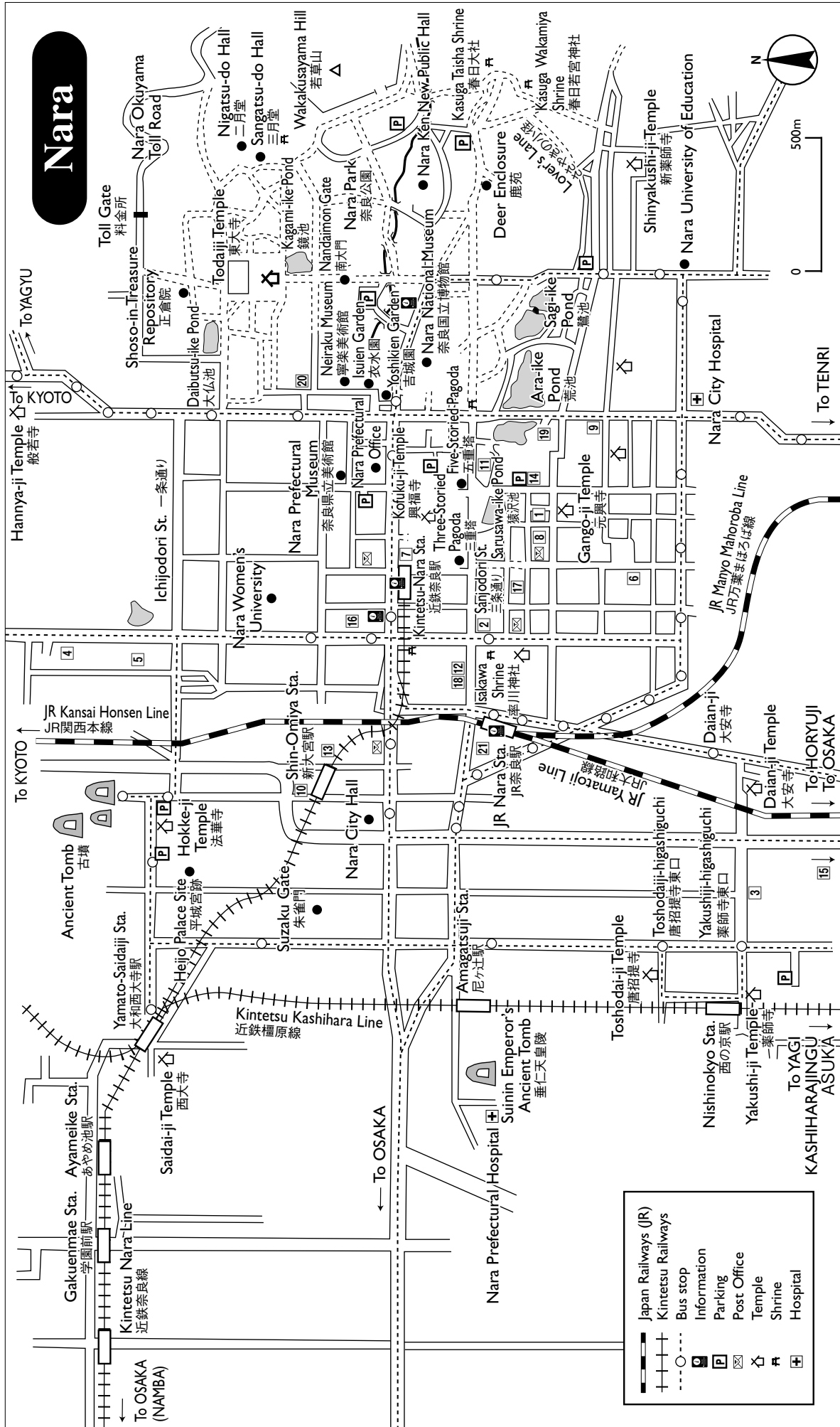
Nara National Museum (奈良国立博物館) exhibits a valuable collection of ancient works of art, particularly the selected masterpieces of Buddhist art. Open: 9:30–17:00 Closed: Mon. & New Year's holidays Admission: ¥520

Sarusawa-ike Pond (猿沢池), near the Kofuku-ji Temple, with the five-storied pagoda of the temple reflected on its surface, has long been known as one of the most popular sights in Nara.

Kofuku-ji Temple ① (興福寺) was founded in 710. At the height of its prosperity, the temple had as many as 175 buildings, but most of them were reduced to ashes during the passing of 1,300 years' time. The principal buildings still existing are the Five-Storied Pagoda dating from 1426, the Eastern Main Hall (Tokondo Hall) from 1415 and the Three-Storied Pagoda from early 13th century. The Treasure House and Tokondo Hall are open from 9:00 to 17:00 (enter by 16:00) Admission: ¥600 (Treasure House), ¥300 (Tokondo Hall)

Wakakusayama Hill (若草山), alt. 342 m, to the north of the Kasuga Taisha Shrine, is covered with grass, which is burnt every year on the night of fourth Sat. of January by fires lighted here and there at its foot. It is called "Yamayaki," which means burning of dead grass on mountain slopes. Open: 9:00–17:00 (mid-Mar.–mid-Jun. & early Sep.–late Nov.) Admission: ¥150

(Please enter 30 min. before the closing time of each place)



Nishinokyo & Horyu-ji Area:

Nara Sta. — (Bus a*) — Toshodai-ji Temple — Yakushi-ji Temple — (Bus b*) — Horyu-ji Temple — Chugu-ji Temple — Horin-ji Temple — Hoki-ji Temple — (Bus c*) — Kintetsu-Nara Sta.

*** Transportation (Nara Kotsu Bus):**

- a) 20 min. by bus from Kintetsu-Nara Sta. or 15 min. from JR Nara Sta. to Toshodai-ji Temple (bus #63, #70, #72 bound for Rokujo-yama) ¥260
- b) 40 min. by bus from Yakushiji Chusha-jo to Horyuji-mae (bus #97) ¥560
- c) 52 min. by bus from Hoki-ji-mae to Kintetsu-Nara Sta. (bus #97) ¥690

Toshodai-ji Temple ㊦ (唐招提寺), a 7-min. walk from Kintetsu-Nishinokyo Sta. is the most valuable of the surviving structures of the 8th century. It was built in 759 by Ganjin, an illustrious Chinese priest of the Tang Dynasty. The chief object of worship in the Main Hall is a 3.3 m (11ft.)-high dry lacquer statue of Birushana. Open: 8:30–17:00 Admission: ¥600

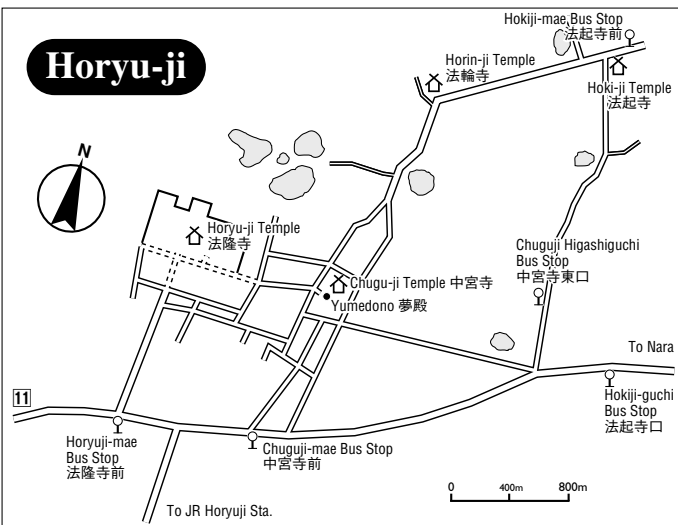
Yakushi-ji Temple ㊦ (薬師寺) founded in 680, preserves many National Treasure as statues of Yakushi Sanzonzo and important cultural properties. It is admired for its 37.9 m (124ft.)-high Three-Storied East Pagoda which still retains its original form. Open: 8:30–17:00 Admission: ¥800 (Jan. 1–15, Mar. 1–Jun. 30, Aug. 13–15, Sep. 16–Nov. 30 when Genjosanzoin-Garan opens) ¥500 (when Genjosanzoin-Garan close)

Horyu-ji Temple ㊦ (法隆寺), 12 min. by JR train from JR Nara Sta. to Horyuji Sta., then 30-min. walk or 8 min. by bus, is one of the most magnificent repositories of the architectural, sculptural and pictorial art objects of Japan. The temple was founded in 607 by Prince Shotoku, the great protector of Buddhism. It comprises about fifty buildings and some of them have been ascertained as the oldest wooden structures extant in the world. The most noteworthy of the Horyu-ji buildings are the Nandaimon (South Great Gate), the Kondo (Main Hall), the Shoryo-in (Sacred Spirit Hall), the Five-Storied Pagoda, the Daiko-do (Lecture Hall) and the Yumedono (Hall of Dreams), a beautiful octagonal structure built in 739. All these buildings are registered as National Treasures. Open: 8:00–17:00 (Feb. 22–Nov. 3), –16:30 (Nov. 4–Feb. 21) Admission: ¥1,000

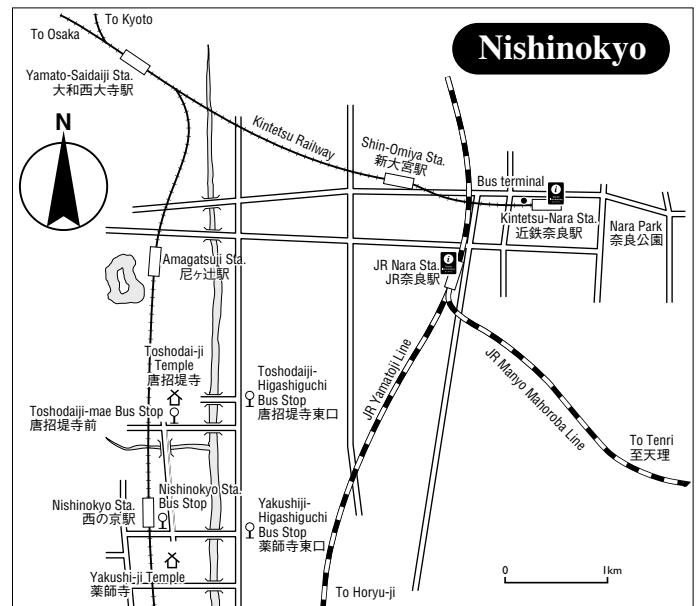
Chugu-ji Temple (中宮寺), a convent near the East Temple of Horyu-ji, is noted for its Nyoirin Kannon Goddess, a wooden Buddhist image of the 7th century. Open: 9:00–16:00 (Oct. 1–Mar. 20), –16:30 (Mar. 21–Sep. 30) Admission: ¥500

Horin-ji Temple (法輪寺), northeast of the Horyu-ji Temple, is an ancient temple founded in 622. The main object of worship in the Kodo (Lecture Hall) is a seated wooden image of Yakushi-Nyorai. Open: 8:00–17:00 (Mar.–Nov.), –16:30 (Dec.–Feb.) Admission: ¥500

Hoki-ji Temple ㊦ (法起寺), northeast of the Horyu-ji Temple, was founded in 638. The outstanding attraction of the Hoki-ji Temple is its Three-Storied Pagoda, said to date from 706 and generally considered the oldest example of its kind. Open: 8:30–17:00 (Feb. 22–Nov. 3), –16:30 (Nov. 4–Feb. 21) Admission: ¥300



11 corresponds to that in the accommodation list on page 4/4



Accommodations: Accommodation numbers correspond to the map on page 2/4

Name of facilities	Tel.	Fax.	Room rate (¥)	Name of facilities	Tel.	Fax.	Room rate (¥)
1 Furuichi Ryokan(R)	(0742)22-2440	(0742)23-7807	¥	12 Hotel Fujita Nara(H)	(0742)23-8111	(0742)22-0255	¥¥
2 Business Ryokan Hakuoh(R)	(0742)26-7891	(0742)26-7893	¥	13 Hotel Half Time(BH)	(0742)33-5656	(0742)33-5352	¥¥
3 Yamashiroya(M)	(0742)33-2983	(0742)33-2983	¥	14 Hotel Sunroute NARA(BH)	(0742)22-5151	(0742)27-3759	¥¥
4 Nara Youth Hostel(Y)	(0742)22-1334	(0742)22-1335	¥	15 Ukawayaya(R)	(0745)74-2136	(0745)74-2137	¥¥
5 Nara Seishonen Kaikan Youth Hostel(Y)	(0742)22-5540	(0742)22-5540	¥	16 People's Inn Hanakomichi(H)	(0742)26-2646	(0742)26-2647	¥¥
6 Ryokan Seikan-so(R)	(0742)22-2670	(0742)22-2670	¥	17 Ryokan Tsubaki-so (R)	(0742)22-5330	(0742)27-3811	¥¥
7 Tenpyo Ryokan (R)	(0742)22-0551	(0742)22-0553	¥	18 Nara Washington Hotel Plaza (BH)	(0742)27-0410	(0742)27-0484	¥¥
8 Ryokan Matsumae (R)	(0742)22-3686	(0742)26-3927	¥	19 Nara Hotel(H)	(0742)26-3300	(0742)23-5252	¥¥¥
9 Business Tourist Hotel Rakuyo (BH)	(0742)22-5538	(0742)22-6792	¥	20 Kanka-so(R)	(0742)26-1128	(0742)26-1301	¥¥¥
10 Toyoko Inn Nara Shin-Omiya Ekimae (BH)	(0742)36-1045	(0742)36-1046	¥	21 Hotel Nikko Nara (H)	(0742)35-8831	(0742)35-6868	¥¥¥
11 Cotton 100% (P)	(0742)22-7117	(0742)22-0706	¥				

Remarks:

H = Hotel
 BH = Business Hotel
 M = Minshuku (family run inn)
 P = Pension
 Y = Youth Hostel
 R = Ryokan

Rate per person
 ¥¥¥ = more than 15,000 yen
 ¥¥ = 8,001 yen – 15,000 yen
 ¥ = 8,000 yen or less

Tourist Information Center (TIC)

TIC of Japan National Tourism Organization is your helping hand while in Japan. Its main services are providing travel information and free literature on Japan such as tourist spots, transportation, and suggesting tour itineraries, etc.

1st Fl., Shin Tokyo Bldg., 3-3-1, Marunouchi, Chiyoda-ku, Tokyo 100-0005 Tel. 03-3201-3331
 Open from 9 a.m. to 5 p.m. (Closed: Jan. 1st)
<http://www.jnto.go.jp/eng/arrange/travel/guide/tic.html>



Goodwill Guide Groups offer tourists from overseas local tours guided in English or other languages. The guides are registered with JNTO and display the badge shown. As they are volunteers, there is no charge for their service. You are only expected to pay for their transportation, admission to tourist facilities if you visit any and their meals if you eat with them.

JNTO Website

www.jnto.go.jp/eng/arrange/travel/guide/guideservice.html



TOURIST INFORMATION

(Visit Japan Information Network)

Nara Prefectural Tourist Information Center:

c/o Okumura Commemorative Museum, 4 Kasugano-cho, Nara City, Nara

Open: 10:00–17:00

Tel. (0742)27-2003

Closed: 3rd Tue., year-end & New Year's holidays

Nara City Tourist Information Center:

1082 Sanjyo-honmachi, Nara City, Nara

Open: 9:00–21:00

Tel. (0742)27-2223

Nara City Tourist Information Office Kintetsu Nara Station:

Kintetsu Bldg. 1F, 28 Higashimuki Nakamachi, Nara City, Nara

Open: 9:00–21:00

Tel. (0742)24-4858

Nara City Information Center:

23-4 Kamisanjyo-cho, Nara City, Nara

Open: 9:00–21:00

Tel. (0742)22-3900

Closed: Dec.29–Jan.3

Paris Miki Inc. Nara Store:

19-1 Takama-cho, Nara City, Nara

Tel. (03)5781-6024

Nara City Tourist Information Office JR Nara Station:

2nd fl., JR Nara Station Bldg., 1-1 Sanjyo-honmachi, Nara City, Nara

Open: 9:00–17:00

Tel. (0742)27-2223

Note: Transportation expenses, admission fees and other charges may change due to the increase in the consumption tax rate to 8% from April 2014.

All information, including transportation schedules, fares, prices and accommodation charges, which is contained in this leaflet is based on data as of December 2013, and is subject to change without notice. While every effort is made to ensure the accuracy of all information, regrettably errors do occasionally occur. Therefore, you should check with organizations concerned for updated and accurate information on your chosen destination. JNTO shall not be liable for any loss or damage of whatever nature that may arise as a result, directly or indirectly, from the use of any of the information or material contained in this leaflet.