

PG-501



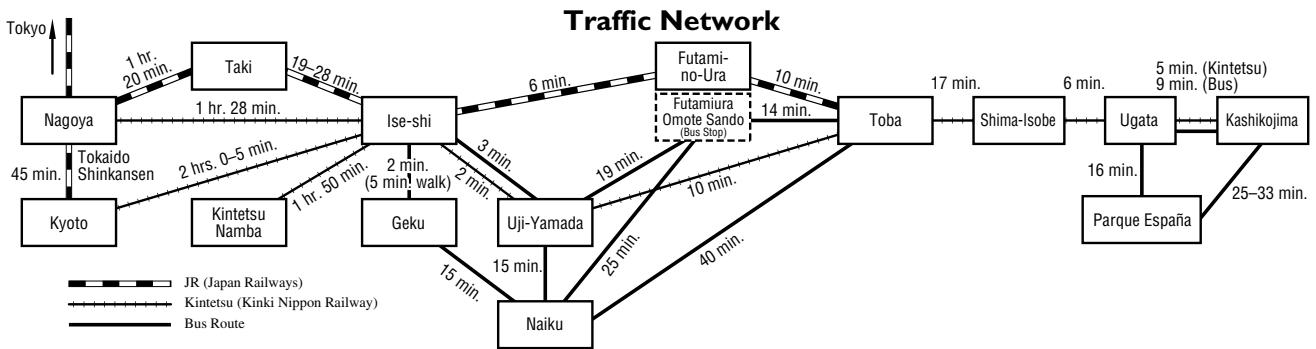
ISE-SHIMA

JNTO Website : <http://www.jnto.go.jp>
 Tourist Information Center (TIC)
 10th Fl., Tokyo Kotsu Kaikan Bldg., 2-10-1,
 Yurakucho, Chiyoda-ku, Tokyo 100-0006
 Tel. (03)3201-3331



Ise-Shima National Park (伊勢志摩国立公園) is a sea park noted for the shrines and a pearl farm. Many interesting features can be found in the coastal area and adjoining islands, since the districts have rias coastlines marked by many narrow islets, their depth gradually diminishing as they enter inland. With the Grand

Shrines of Ise, the most venerated of all the Shintoism shrines in Japan, as its central feature, the park boasts of truly magnificent seascapes in exceptional length. The bays are dotted with lovely pine covered islands, while the shores are luxuriantly covered with subtropical plants.



Access:

1. By Limited Express of Kintetsu Railway (近鉄特急):

To	From	Type of Train	Time required	one way fare (¥)
Ise-shi	Nagoya	Limited Express	1 hr. 20 – 30 min.	¥ 2,690
Kashikojima		Limited Express	2 hrs. 10 – 30 min.	¥ 3,480
Ise-shi	Kyoto	Limited Express	2 hrs.	¥ 3,520
Kashikojima		Limited Express	2 hrs. 45 min.	¥ 4,320
Ise-shi	Kintetsu Namba (Osaka)	Limited Express	1 hr. 42 – 52 min.	¥ 3,030
Kashikojima		Limited Express	2 hrs. 33 min.	¥ 3,810

2. By rapid train of JR: Nagoya - Ise-shi / Toba

To	From	Type of Train	Time required	one way fare (¥)
Ise-shi	Nagoya	Rapid train "Mie"	1 hr. 26 – 37 min.	¥ 1,940
Kashikojima		Rapid train "Mie"	1 hr. 37 – 48 min.	¥ 2,380

3. By Ship

The operation between Central Japan International Airport (Centrair) and Ise-shi

To	From	Transportation	Time required	one way fare (¥)
Tsu-Nagisamachi	Nagoya (Chubu*)	High-Speed Boat "Phoenix" or "Cattleya"	40 min.	¥ 1,890
Tsu	Tsu-Nagisamachi	Bus	10 min.	¥ 200
Ise-shi	Tsu	JR Rapid train	37 min.	¥ 740
Matsuzaka Port	Nagoya (Chubu*)	High-Speed Boat "Suzukaze"	45 min.	¥ 2,100
Matsuzaka Sta.	Matsuzaka Port	Bus	12 min.	¥ 100
Ise-shi	Matsuzaka Sta.	Rapid train on Kintetsu Line	13 min.	¥ 390

*Central Japan International Airport (Centrair)

Major Bus Routes in Ise-Shima:

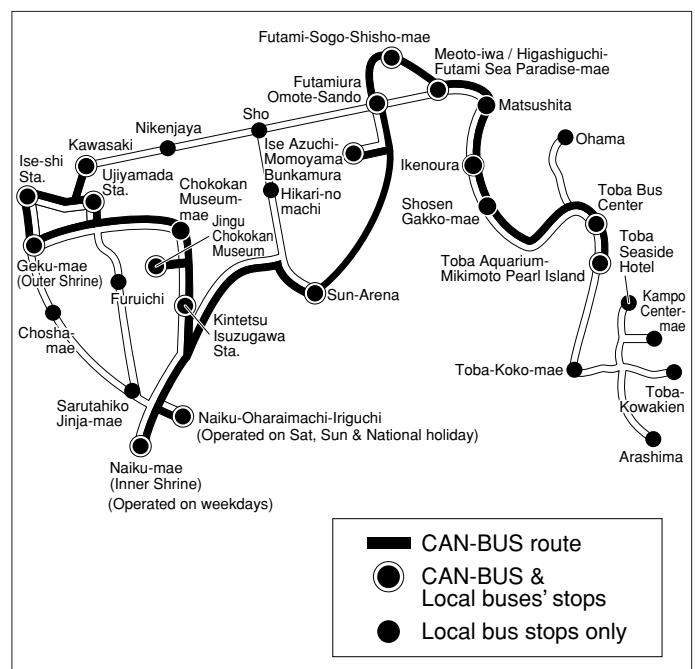
- 1) Uji-Yamada Sta. (宇治山田駅).....Ise-shi eki-mae Sta. (伊勢市駅前).....
3 min.
.....Geku-mae (外宮前).....Naiku-mae (内宮前) ¥410
3 min. 16 min.
Leave approx. every 15 min. from 6:43-19:43.
- 2) Ugata Sta. (鵜方駅).....Parque España (志摩スペイン村) ¥360
13 min.
Leave every 20-30 min. from 9:05-17:05.
- 3) Kashikojima Sta. (賢島駅).....Ugata Sta. (鵜方駅).....
Parque España (志摩スペイン村) 25-33 min. ¥360

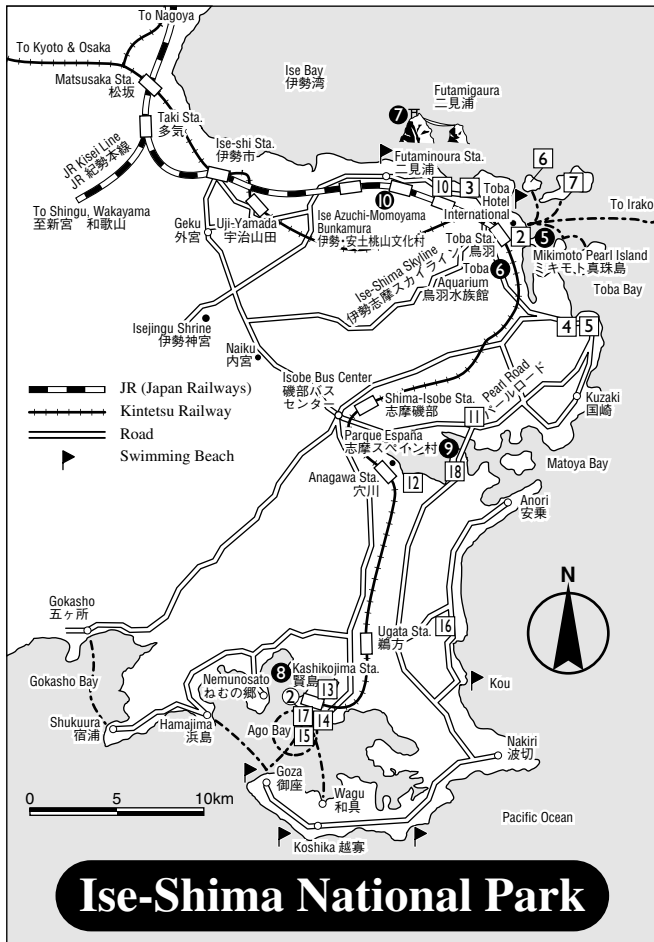
CAN-BUS

CAN-BUS, operated by Mie Kotsu, runs to major tourist spots (see the map). A 1-day Pass (¥1,000) & 2-days Pass (¥1,600) are convenient for sightseeing. The pass holders receive 10-20% discount on admission of some tourist facilities and can also ride another local buses.

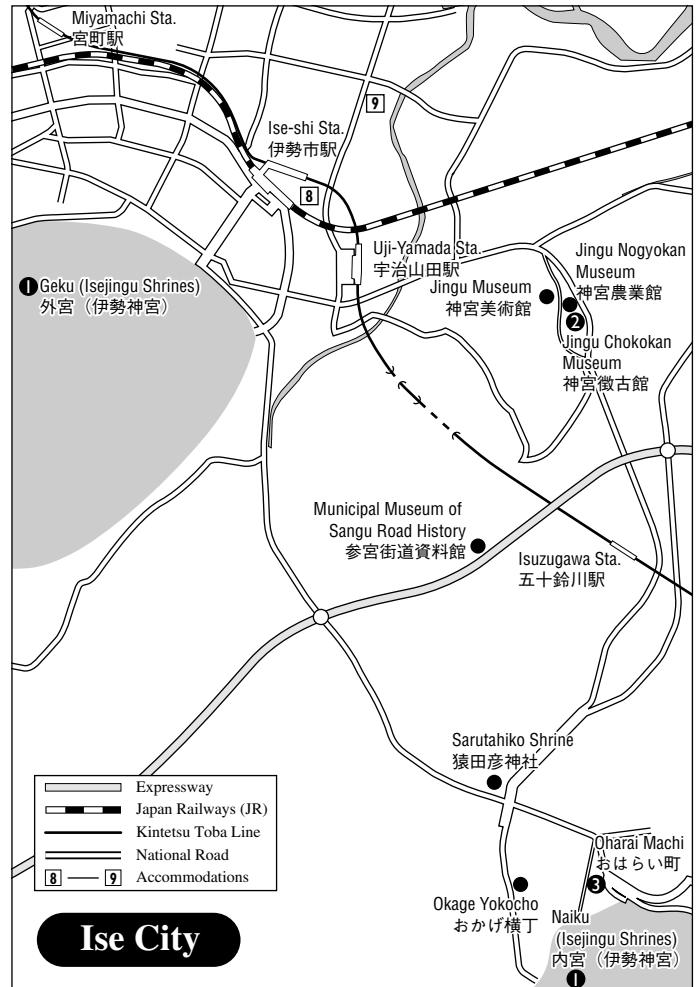
Sightseeing Boats:

- ① Toba Bay excursion (鳥羽湾めぐり):
Operated by Shima Marine Leisure (志摩マリンレジャー).
The excursion take approx. 50 min. Satahama Port for Shima Marine Leisure is a 5-min. walk from Toba Sta. Tel. (0599) 25-3147. Operation: 9:00-16:00. every 20-30 min. ¥1,350.
- ② Kashikojima España cruise (賢島エスパーニャクルーズ):
¥1,500, 50 min. by Shima Marine Leisure. Tel. (0599)25-3147.
Leaves from Agowan, Kashikojima Port. Leaves approximately every 30 min. Operate 9:30-16:30 (Mar. 21-Oct. 31), 9:30-15:30 (Nov. 1-Mar. 20). 2-min. walk from Kashikojima Sta.





- ② correspond to those in the Sightseeing Boats list on page 2/4.
 [2]-[18] correspond to those in the Accommodations list on page 4/4.
 ⑤~⑩ correspond to those in the place of interest on this page.



- ①~③ correspond to those in the place of interest on this page.

Places of Interest:

① **Isejingu Shrine** (伊勢神宮) consists of Kotaijingu (皇大神宮) or Naiku (内宮), and Toyouke-Daijingu (豊受大神) or Geku (外宮). This Shrine, the most famous and revered in Japan, is affectionately called “Oise-san.”

Open: 4:00-19:00 (May-Aug.), 5:00-17:00 (Nov.-Dec.), 5:00-17:30 (Jan.-Feb.), 5:00-18:00 (Mar.-Apr., Sep.-Oct.)

Toyouke-Daijingu or Geku (豊受大神/外宮) is dedicated to Toyouke-Omikami, the Goddess of Farms, Harvest, Food and Sericulture. The shrine buildings show a peculiar combination of beauty, simplicity and purity. 5-min. walk from Ise-shi Sta.

Kotaijingu or Naiku (皇大神宮/内宮) is dedicated to the Sun Goddess, Amaterasu-Omikami. The main buildings of Naiku are considered to represent the oldest style of shrine architecture in Japan. 20 min. by bus from Uji-yamada Sta.

<http://www.isejingu.or.jp/english/index.htm>

② **Jingu Chokokan Museum** (神宮徴古館) displays sacred apparel and treasures that were originally offered to the God and replaced when the Shrine buildings were reconstructed in the late Meiji and early Showa periods according to the traditional rituals. Open: 9:00-16:30 (enter by 16:00). Closed: Mon and Dec. 29th-Dec. 31st. Admission: ¥300

③ **Oharaimachi** (おほらい町) is ambitiously replicated as a town of the Edo period when pilgrimage to Isejingu Shrine was very popular. Traditional tea shops, stores and restaurants as well as souvenir shops selling wooden toys and simple lacquer ware line the streets.

④ **Ise City Machikado (Street Corner) Museum** (伊勢まちかど博物館) is spread throughout 29 locations around the city, in various shops and personal residences, and displays private collections as well as local Ise toys, one-knife carvings, and pearls. Admission: Most of them are free.

⑤ **Mikimoto Pearl Island** (ミキモト真珠島), 5-min. walk from Toba Sta. is a small island in Toba Harbor where Kokichi

Mikimoto (1858–1954) first succeeded in producing cultured pearl. It is famous for the pearl museum and demonstrations of gathering mother-of-pearls by women divers. Mikimoto Pearl Island is open all year round. Admission: ¥1,500. Open: 8:30-17:00 (Jan. 1-Mar. 20, Jun. 1-Jul. 20, Sep. 1-30, Nov. 21-30), 8:30-17:30 (Mar. 21-May 31, Jul. 21-Aug. 31, Oct. 1-Nov. 20), 9:00-16:30 (Dec. 1-31). Closed: 2nd Tue-Thu. of Dec.

<http://www.mikimoto-pearl-museum.co.jp/en/index.html>

⑥ **Toba Aquarium** (鳥羽水族館), near Mikimoto Pearl Island, is one of the biggest aquariums in Japan. It exhibits various kinds of shellfish, and sea lion shows are performed. Open: 9:00-16:30 (Nov. 1-Mar. 20) /-17:00 (Mar. 21-Jul. 19, Sep. 1-Oct. 31). 8:30-17:30 (Jul 20-Aug. 31). Enter by 1 hr. before the closing.

Admission: ¥2,400.

<http://www.aquarium.co.jp/english/index.html>

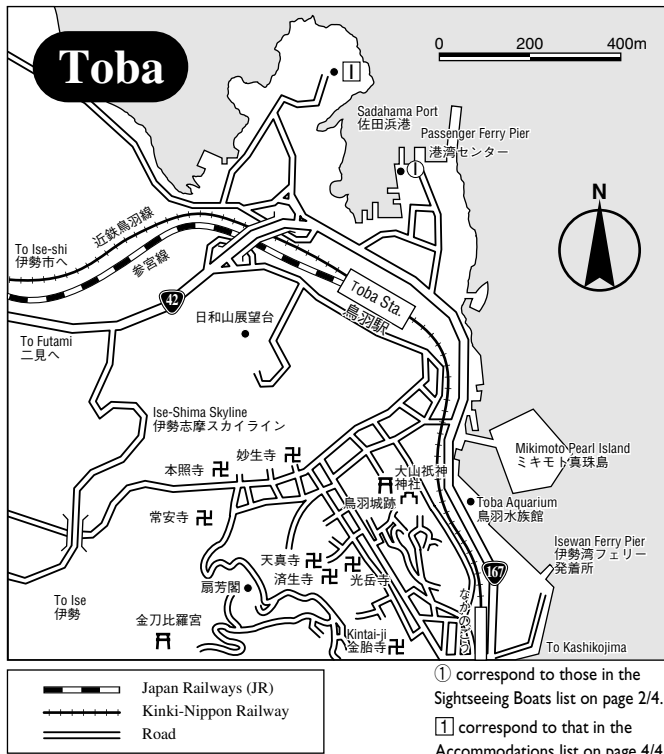
⑦ **Futamigaura** (二見浦) is famous for its two rocks—Meoto-Iwa (Wedded Rocks)—which are linked to Izanagi and Izanami, the creators of Japan according to Japanese mythology. The two rocks are joined by a large straw rope. The view of the distant horizon from between the rocks at sunrise is most magnificent.

⑧ **Kashikojima** (賢島) and Ago Bay are regarded as the highlight of Ise-Shima National Park. In Ago and the neighboring bays around Kashikojima are many beds for culturing pearls. Ama (women divers) are the outstanding feature of this district.

⑨ **Parque España** (志摩スペイン村) is a Spanish-style theme park. It consists of four zones: Ciudad (city), Tierra (land), Mar (sea) and Fiesta (festival). Tel. (0599)57-3333 Admission: ¥2,800-¥4,800.

http://www.parque-net.com/pdf/ssv_guidebook_english_pdf

⑩ **Ise Azuchi-Momoyama Bunkamura** (伊勢・安土桃山文化村) The Ise Warring States Period Village offers the “Illusory Azuchi Castle”, reproduced from historical research, as well as the Rakuichi Rakuza (merchant quarters), 5 theaters, and numerous



① correspond to those in the Sightseeing Boats list on page 2/4.
 □ correspond to that in the Accommodations list on page 4/4.

historical displays and museums to let you get a taste of culture during the civil war period in Japan. You can also enjoy performances by a skilled theater troupe. Open: 9:00-17:00 (Mar. 17-Nov. 15), 9:00-16:00 (Nov. 16-Nov. 30), 9:30-16:00 (Dec. 1-Mar. 16). Tel. (0596)43-2300 Admission: ¥4,900. 20-min. by CAN-BUS from Uji-Yamada Sta. or Toba Sta.

Accommodations:

Name of facilities	Tel.	Fax.	Room rate (¥)
Toba:			
① Toba Hotel International (H)	(0599)25-3121	(0599)25-0054	¥¥¥
② Hotel Toba Kowakien (H)	(0599)25-3251	(0599)25-3260	¥¥¥
③ Ikenouraso (R)	(0596)43-2525	(0596)43-2508	¥¥¥
④ Bayside Uemura (P)	(0599)32-5555	(0599)32-5906	¥¥
⑤ Pension Shiroyama (P)	(0599)32-5826	(0599)32-5853	¥¥
⑥ Kusuda Pension (P)	(0599)26-2857	(0599)26-2857	¥¥
⑦ Shima-no-yado Murataya (R)	(0599)34-2239	(0599)34-2405	¥¥
Ise-shi:			
⑧ Ise City Hotel (BH)	(0596)28-2111	(0596)28-1058	¥
⑨ Hoshidekan (R) <u>W</u>	(0596)28-2377	(0596)27-2830	¥
Futamigaura:			
⑩ Taikoji Youth Hostel (Y)	(0596)43-2283	(0596)43-2284	¥
Shima:			
⑪ Marusada Ryokan (R)	(0599)57-2248	(0599)57-3097	¥¥
⑫ Ise-Shima Youth Hostel (Y)	(0599)55-0226	(0599)55-3319	¥
⑬ Shima Kanko Hotel (H)	(0599)43-1211	(0599)43-3538	¥¥¥
⑭ Kashikoji Hojoen (R)	(0599)43-3111	(0599)43-5371	¥¥¥
⑮ Ryokan Ishiyama-so (R)	(0599)52-1527	(0599)52-1240	¥¥
⑯ Minshuku Asunaro (M)	(0599)45-3963	(0599)45-3993	¥
⑰ Kashikoji Park Hotel Michishio (R) <u>W</u>	(0599)43-1067	(0599)43-5679	¥¥
Parque España:			
⑱ Hotel Shima Spain-Mura (H)	(0599)57-3511	(0599)57-3501	¥¥¥

Remarks:

①-⑱ correspond to those on the maps on page 3, and 4
 H = Hotel
 R = Ryokan
 BH = Business Hotel
 M = Minshuku (family-run inn)

Rate for a twin room.
 Rate per person.
 Rate per person.
 Rate per person.

Y = Youth Hostel
 P = Pension
W = **Welcome Inn** member

Rate per person.
 Rate per person.
 Rate per person.

¥¥¥
 ¥¥
 ¥

more than 15,000 yen
 8,001 yen – 15,000 yen
 8,000 yen or less

Note: The Welcome Inns provide single room priced at 8,000 yen or less.

All information, including transportation schedules, fares, prices and accommodation charges, which is contained in this leaflet is based on data as of July 2007, and is subject to change without notice. While every effort is made to ensure the accuracy of all information, regrettably errors do occasionally occur. Therefore, you should check with organizations concerned for updated and accurate information on your chosen destination. JNTO shall not be liable for any loss or damage of whatever nature that may arise as a result, directly or indirectly, from the use of any of the information or material contained in this leaflet.

W Welcome Inn Reservation Center (WIRC) is here to help you book economical accommodations at participating inns throughout the country. Our participating establishments, called "Welcome Inns", comprise a range of accommodations from hotels, business hotels, Ryokan, minshuku, pensions and Shukubo (temple lodgings) to youth hostels. Most of them have guest rooms at rates which do not exceed ¥8,000 yen per night (excluding tax and service charges) for a single room.

Reservation over the Internet
 Visit our website at <http://www.itcj.jp> and apply through our system.
 Application deadline – generally 5 days ahead of your check-in date

Reservation at booking counters in Japan
 To take advantage of our service, you must appear in person at any of the Welcome Inn reservation counters located at the Tourist Information Centers: Tokyo (10th fl. Tokyo Kotsukaikan Bldg., 2-10-1, Yurakucho, Chiyoda-ku), Kyoto (9th fl. of JR Kyoto Sta), Narita Interanational Airport, Kansai Interanational Airport.

Welcome Inn Reservation Center
 c/o International Tourism Center of Japan
<http://www.itcj.jp>

? information **TOURIST INFORMATION**
(Visit Japan Information Network)

Ise City Tourist Information Center
 Kintetsu Ujiyamada Station, 2-1-43, Iwabuchi, Ise City, Mie Pref.
 9:00-17:30 Closed: Dec. 29-31 Tel. (0596)23-9655