

PG-205

AIZU-WAKAMATSU and BANDAI



JNTO Website : <http://www.jnto.go.jp>

Tourist Information Center (TIC)

10th Fl., Tokyo Kotsu Kaikan Bldg., 2-10-1,

Yurakucho, Chiyoda-ku, Tokyo 100-0006

Tel. (03)3201-3331



"YOKOSO" means "welcome"

Aizu-Wakamatsu (会津若松) is an old castletown and one of Fukushima Prefecture's most well-known cities. A large part of the city was burnt down during the Boshin Civil War in 1868, when the Aizu clan, in support of the Tokugawa Shogunate, fought against the Emperor's faction. The Aizu clan was defeated, yet this historical battle made the city famous. The city's feudal past is still found in its narrow winding streets with historic relics and stone storehouses. Aizu-Wakamatsu is also the base for visiting the area of Kitakata, Ura-Bandai and Inawashiro.

Kitakata (喜多方), "the town of kura," contains old storehouses or "kura" which reflect the tranquil atmosphere of the Edo Period.

Ura-Bandai (裏磐梯) covers Bandai-Kogen Plateau with Mt. Bandai in its center and occupies the major parts of the Bandai Asahi National Park. Ura-Bandai means the area behind Mt. Bandai and belongs to the Kitashiobara Village. The area, a very popular mountain resort, has many lakes and pools that were created by the eruption of Mt. Bandai in 1888.

Inawashiro (猪苗代), the town at the foot of Mt. Bandai, has Lake Inawashiro, the fourth largest lake in Japan. It is well-known as the birthplace of Dr. Hideyo Noguchi, a world-famous Japanese bacteriologist.

Access:

(Koriyama Sta. on JR Tohoku Shinkansen, is a convenient gateway to these areas.)

To	From	Transportation	Time required	Fare (¥)
Koriyama	Ueno Sta. (Tokyo) Tokyo Sta.	JR Tohoku Shinkansen "Yamabiko", "Max Yamabiko", "Nasuno", "Max Nasuno"	1 hr. 15 min.-1 hr. 50 min.	7,970
Koriyama	Sendai	JR Tohoku Shinkansen "Yamabiko", "Max Yamabiko"	40 min.-55 min.	5,240
Aizu-Wakamatsu	Koriyama	JR Banetsu-saisen Line, Rapid Train, Local Train	1 hr. 5 min.-1 hr. 25 min.	1,110
	Asakusa (Tokyo) via Aizu-Tajima	Tobu Line (Rapid Train for Aizu-Tajima) & Change to Aizu Railway / JR for Aizu-Wakamatsu at Aizu-Tajima	3 hrs. 15min.-4 hrs. 15min. 55 min-1 hr. 15 min.	3,140 1,610
	Shinjuku (Tokyo) New South Exit	JR Bus, Aizu Bus "Yumekaido Aizu-go"	4 hr. 20 min.-4 hrs. 35 min.	4,800 (one way) 8,600 (Round)
	Niigata	JR Banetsu-saisen Line, Rapid Train "Agano"	2 hrs. 20 min.	2,210
Kitakata	Aizu-Wakamatsu	JR Banetsu-saisen Line, Rapid Train, Local Train	15 min.-30 min.	320
	Niigata	JR Banetsu-saisen Line, Rapid Train "Agano"	2 hrs. 5 min.	1,890
Inawashiro	Koriyama	JR Banetsu-saisen Line, Rapid Train, Local Train	35 min.-45 min.	650
	Aizu-Wakamatsu	JR Banetsu-saisen Line, Rapid Train, Local Train	30 min.-35 min.	480

Transportation in Ura-Bandai:

Fare and Time required by Aizu Bus

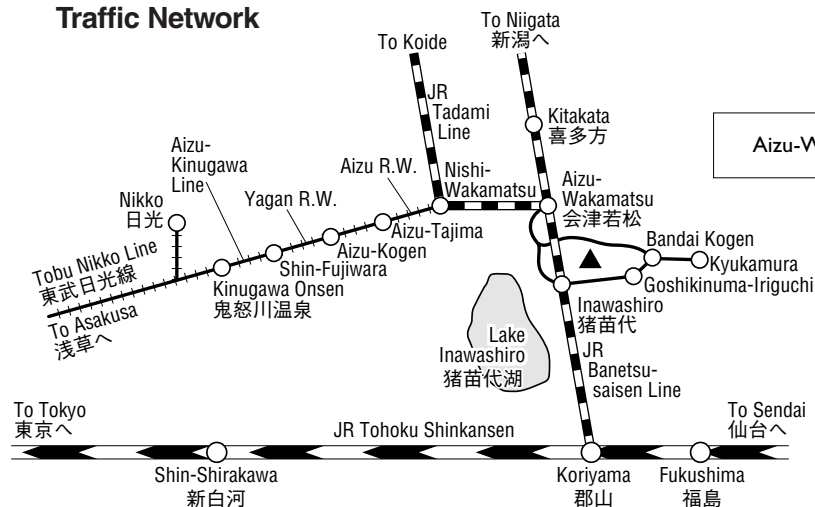
Aizu-Wakamatsu Sta.	Inawashiro-eigyosho (Inawashiro Sta.)	Bandai Kogen-Eki	
		Goshikinuma-Iriguchi	Bandai Kogen-Eki
¥1,140 (45 min.)	¥750 (25 min.)	¥240 (5 min.)	¥870 (30 min.)

Change buses at Inawashiro-eigyosho Bus Stop.

The "Haikarasan" bus circuit is convenient for sightseeing in Aizu-Wakamatsu.

{ Fare : 200yen
One day pass : 500yen

Traffic Network



AIZU-WAKAMATSU

Places of Interest:

Tsurugajo Castle (鶴ヶ城), 10 min. by bus from Aizu-Wakamatsu Sta., originally built about 600 years ago, was destroyed after the Boshin Civil War. There is a realistic replica of the castle used as a historical museum. About a thousand cherry blossoms adorn the castle in Apr. The moat and stone walls of the original castle still remain. Castle museum is open daily (except the 1st Mon.–Thu. of July, the 1st Tue.–Thu. of Dec.) 8:30–17:00. (entry by 16:30.) Admission: ¥400.

Oyakuen (御薬園), 15 min. by bus from Aizu-Wakamatsu Sta., was once the site of the Aizu clan's mansion. It contains lovely ponds, rustic tea arbors, and a medicinal herb garden. This garden is famous for the cultivation of Ginseng or Korean perennial herb. Open daily 8:30–17:00 (enter by 16:30). Admission: ¥400.

Fukushima Prefectural Museum (福島県立博物館), in the northeast of Tsurugajo Castle, built in 1986, displays many historical materials and cultural legacies unearthed in the district. Visitors can wear rural clothing and play with folk toys. Open: 9:30–17:00 (enter by 16:30). Closed: Mon., the day following national holidays except Sat., Sun., Jun. 27 & Dec. 28–Jan. 4. Admission: ¥260. For more information: http://www.general-museum.fks.ed.jp/index_e.html

Imoriyama Hill (飯盛山), 15 min. by bus from Aizu-Wakamatsu Sta., is a hill famous as the burial place of the Byakkotai. The Byakkotai were a group of young warriors who died tragically in defence of Tsurugajo Castle during the Boshin Civil War. At the foot of the hill is the **Byakkotai Memorial Museum** (白虎隊記念館) displaying their belongings and relics. Open daily 8:00–17:00 (Apr.–Nov.), 8:30–16:30 (Dec.–Mar.). Admission: ¥400.

Sazaedo (さざえ堂), a kind of temple, is in the middle of the hill. Its structure is unique. Open daily 8:15–sunset (Apr.–Nov.), 9:00–sunset (Dec.–Mar.). Admission: ¥400.

Aizu Sake Historical Museum (Aizu Shuzo Rekishikan) (会津酒造歴史館), in the north of Tsurugajo Castle, demonstrates the process of sake brewing using a model. The Aizu Meihokan, a collection of objects of art, is here, too. Open daily 8:30–17:00. (late Mar.–late Nov.), 9:30–16:00 (early Dec.–mid-Mar.). Admission: ¥300.

Kaishu Ichi Brewery and Art Museum (会州一蔵品館), 15-min. walk from Aizu-Wakamatsu Sta., displays tea implements and antiques. Open: 8:30–17:00 (enter by 16:30). Closed: Dec.31–Jan.2. Admission: ¥300.

Aizu Samurai Residences (Aizu Buke Yashiki) (会津武家屋敷), 15 min. by bus from Aizu-Wakamatsu Sta., shows what the samurai lifestyle used to be like. Ancient martial arms and furniture are on exhibition. Open daily 8:30–17:00 (Apr.–Nov.), 9:00–16:30 (Dec.–Mar.). Admission: ¥850.

Higashiyama Spa (東山温泉), 20 min. by bus from Aizu-Wakamatsu Sta., is a quiet hot spring resort

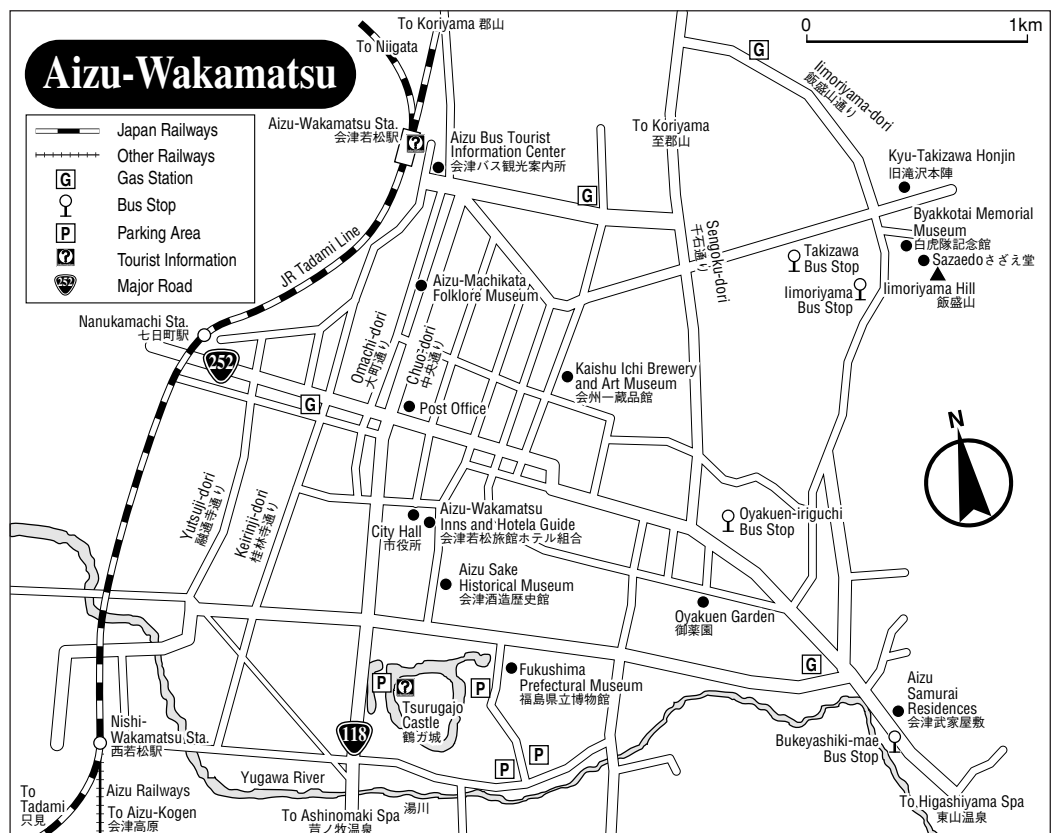
with many old ryokan. Bus fare: ¥320.

Aizu Hanko Nisshin Kan (会津藩校日新館)

Aizu Hanko Nisshin Kan is an open-air historical museum, 15 min. by bus to the north from Aizu-Wakamatsu Sta. or 15-min. walk from Hirota Sta., which is one stop from Aizu-Wakamatsu Sta., was established in 1803 as an educational institution for the Aizu Clan. With its aim set at the discipline of both scholastic achievements and martial arts, this school was recognized for its very high educational standards. In the school building, visitors can actually experience archery lesson. Also, by observing the faithfully reproduced classrooms and training facilities, as well as historic materials on display, visitors can learn about the strict lessons of discipline that the "Byakkotai" Boys' Troop were taught through training. Open: 9:00–16:00. Admission: ¥600. <http://www.bukeyashiki.com> (Japanese only)

Aizu-Hongo (会津本郷), 20 min. by JR Tadami Line from Aizu-Wakamatsu Sta., is known as the oldest town of pottery in the Tohoku region. There are 16 kilns and visitors can experience making a pottery or porcelain ware at 14 of them. Aizu-Hongo developed as a town of pottery as they supplied roof tiles and daily pottery ware to the castle town Aizu-Wakamatsu. **Aizu-Hongo-yaki Museum** (会津本郷焼資料館) exhibits the town's history of pottery-making. Open: 9:00–16:00. Closed: Mon. the day following national holidays & New year's holiday. Admission: free. A 20-min. walk from Aizu-Hongo Station. In **Aizu-Hongo Pottery Hall** (会津本郷陶磁器会館) pottery and porcelain ware from different kilns are on display and sale. Open: 8:30–17:00. Closed: Sundays and national holidays from December to March. A 15-min. walk from Aizu-Hongo Station.

Ashinomaki Spa (芦ノ牧温泉), 45 min. by bus from Aizu-Wakamatsu Sta., is a hot spring resort resting in a valley. Bus fare: ¥820.



Accommodations:

Name of facilities	Tel.	Room rate (¥)	Name of facilities	Tel.	Room rate (¥)
Shibukawa Tonya (R) (More than 2 persons)	(0242) 28-4000	¥¥¥	Takaku (M) <input checked="" type="checkbox"/>	(0242) 26-6299	¥
Onyado Toho (R)	(0242) 26-4141	¥¥	Green Hotel Aizu (BH)	(0242) 24-5181	¥
Hotel Alpha One (BH)	(0242) 32-6868	¥	Nakamachi Fuji Grand Hotel (BH)	(0242) 28-3111	¥

Remarks:

R = Ryokan

M = Minshuku (family-run inn)

BH = Business Hotel

 = **Welcome Inn** member

Rate per person.

Rate per person.

Rate per person.

¥¥¥ more than 15,000 yen

¥¥ 8,001 yen – 15,000 yen

¥ 8,000 yen or less

Note: The Welcome Inns provide single rooms priced at 8,000 yen or less.

KITAKATA**Places of Interest:**

The Kai's Kura (甲斐本家蔵座敷) A luxurious Kura house from the early 1900s. Open daily 9:00–17:00. Admission: ¥400. A 20–min. walk from Kitakata Station.

Yamatogawa Sake Brewing Museum (大和川酒蔵北方風土館) A sake brewer founded in 1790 opens part of their factory complex as a museum. Open: 9:00–16:30. Closed occasionally. Admission: free. A 10–min. walk from Kitakata Station.

Shimashin Shop (島新商店) A large Kura which was a kitchenware and sundries' shop. You can also see some other Kura shops on the same shopping street named "Fureai-dori." A 15–min. walk from Kitakata Station.

Aizu Lacquer Museum (会津うるし美術博物館) Lacquerware crafts and art pieces are on display. A variety of lacquerware from furniture to small pieces are on sale. Open daily 8:30–17:00. Admission: ¥300. A 30–min. walk from Kitakata Station.

Anshoji Temple (安勝寺) An old temple originally founded in 1422. The present beautiful Kura temple was built after a large fire in 1880. The temple compound is open anytime. A 15–min.

walk from Kitakata Station.

Brick Storehouses in Mitsuya and Sugiyama (三津谷、杉山のレンガ蔵): Mitsuya, 15 min. by bus from Kitakata Sta. and Sugiyama, 3 km. north of Mitsuya, are famous for their characteristic storehouses built in the Meiji and Taisho Period. The atmosphere of the storehouses is rather "modern" as compared with those of other "kura" in Kitakata.

Ganjoji Temple (願成寺), 20 min. by bus from Kitakata Sta., is famous for the image of Buddha over 8 feet in height.

Kumano Shrine (熊野神社), 25 min. by bus from Kitakata Sta., was originally built about 900 years ago. 44 wooden columns stand on the long and wide hall with no wall.

Kitakata Specialty

Kitakata, a city of Kura, is also known nationwide as a city of Ramen. There are more than 120 Ramen shops in a town with a population of little more than 55,000, and they all compete each other to produce delicious Kitakata Ramen (喜多方ラーメン) which is characterized by thick, chewy boiled noodles in a rich soup. Kitakata's good water famous for producing great quality

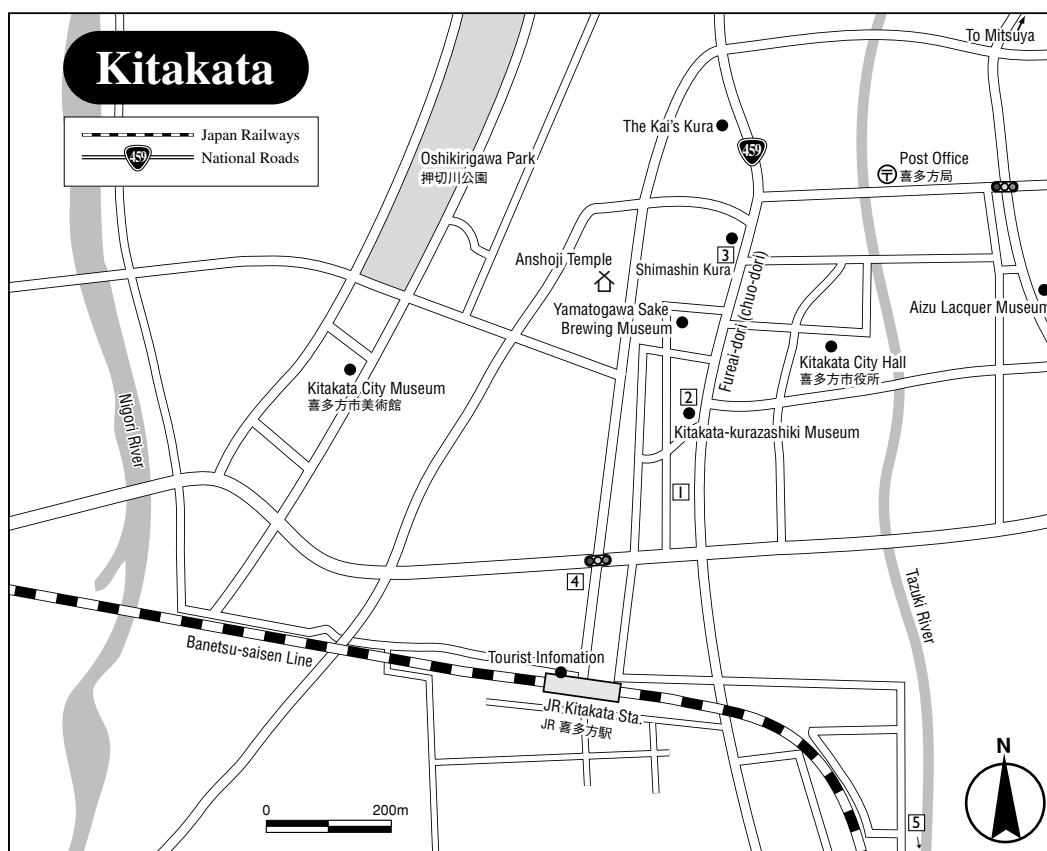
sake contributes to produce good ramen as well. A visit to a Ramen shop is a must to all the visitors to Kitakata.

A Tour by Horse Carriage

(蔵めぐり観光馬車) An one-hour tour stopping at a few places of interest by unique one-horse carriage in the style of Kura operates from in front of Kitakata Station. The carriage can accommodate about 20 people and the tour departs whenever there are enough customers. Fare: ¥1,300. Guided in Japanese. (Please check the schedule before visit. Tel. (0241) 24-4111.)

Rental Bicycles (貸自転車)

There are a few rental bike shops near the station. ¥500 for two hours. ¥1,000 for four or more hours.



Numbers 1–5 correspond to those in the Accommodations list for Kitakata on page 4/6.

Recommended Walking Route:

JR Kitakata Sta. (JR喜多方駅) 15 min. Anshoji Temple (安勝寺) 10 min. The Kai's Kura (甲斐本家蔵座敷) 15 min. Aizu Lacquer Museum (会津うるし美術博物館) 15 min.
 Shimashin Shop (島新商店) 8 min. Yamatogawa Sake Brewing Museum (大和川酒蔵北方風土館) 3 min. Kitakata-kurazashiki Museum (喜多方蔵座敷美術館) 10 min.
 JR Kitakata Sta. (JR喜多方駅)

Accommodations:

Name of facilities	Tel.	Room rate (¥)	Name of facilities	Tel.	Room rate (¥)
1 Tawaraya (R)	(0241) 22-0036	¥	4 Kitakata City Hotel (BH)	(0241) 23-2222	¥
2 Sasaya Ryokan (R)	(0241) 22-0008	¥	5 Ebisuya (M)	(0241) 24-4470	¥
3 Kitakata Green Hotel (BH)	(0241) 22-0011	¥			

Remarks: 1]-5] correspond to those on the map on page 3/6.
 R = Ryokan Rate per person. ¥¥¥ more than 15,000 yen
 BH = Business Hotel Rate per person. ¥¥ 8,001 yen – 15,000 yen
 M = Minshuku (family-run inn) Rate per person. ¥ 8,000 yen or less

URA-BANDAI

Inawashiro Sta. on Banestu-saisen Line is the entrance to the Ura-Bandai area. The area can be reached by bus from the station. Also, it is accessible by bus from Aizu-Wakamatsu Sta.

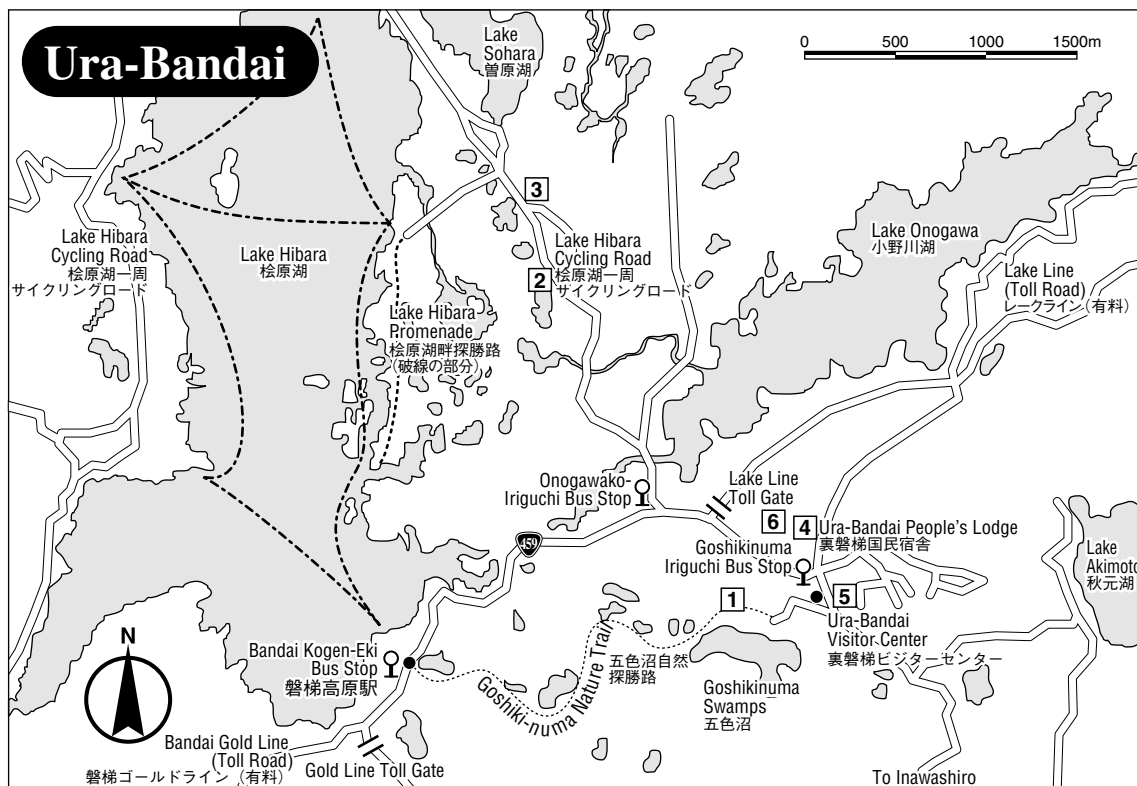
Places of Interest:

Lake Hibara (桧原湖), near the Bandai Kogen-Eki Bus Stop, 30 min. by bus from Inawashiro Sta., is the largest of Ura-Bandai's many lakes. The lake is picturesque with jagged shorelines and numerous islets. On the lakeshore are many campgrounds and

bungalows. There is a circuitous road along the lake. Sightseeing boats and rental bikes are available except in winter.

Goshikinuma Swamps (五色沼) or five-colored swamps, 25 min. by bus from Inawashiro Sta., are so named because each of the several swamps shows a delicately different color. The one-hour-walk around the swamps (Goshiki-numa Nature Trail), is a highlight of the Bandai Kogen Plateau tour.

Rental bikes: about ¥1,575 per 3 hours. ¥2,100 per day except in winter.



Numbers 1]-6] correspond to those in the Accommodations list for Ura-Bandai on page 5/6.

Accommodations:

Name of facilities	Tel.	Room rate (¥)	Name of facilities	Tel.	Room rate (¥)
① Ura-Bandai YH (Y)*	(0241) 32-2811	¥	④ Ura-Bandai (PL)	(0241) 32-2923	¥
② Hotel Hakuunso (R)	(0241) 32-2311	¥¥	⑤ Urabandai Royal Hotel (H)	(0241) 32-3111	¥¥
③ Ura-Bandai National Vacation Village (NV)	(0241) 32-2421	¥¥	⑥ Gast-hof Nijinouta (P) ㊄	(0241) 32-2144	¥

Many Minshukus or family-run inns are available in Ura-Bandai (¥6,500 and up with 2 meals per person).

Contact: Goshikinuma Minshuku Information Center (五色沼入口民宿案内所) Tel. (0241) 32-2902

Remarks: ①-⑥ correspond to those on the Ura-Bandai map on page 4/6.

R = Ryokan	Rate per person.	¥¥¥ more than 15,000 yen
Y = Youth Hostel	Rate per person.	¥¥ 8,001 yen – 15,000 yen
P = Pension	Rate per person.	¥ 8,000 yen or less
PL = People's Lodge	Rate per person.	
NV = National Vacation Village	Rate per person.	Note: The Welcome Inns provide single rooms priced at 8,000 yen or less.

* = Closed during winter.

㊄ = **Welcome Inn** member

INAWASHIRO**Places of Interest:**

Lake Inawashiro (猪苗代湖), in the south of Inawashiro Sta., is a popular summer resort with several fine beaches. Many swans come to the lake in the winter. Pleasure boats operate from Nagahama (長浜), on the northwest side of the lake.

The Dr. Noguchi Memorial Hall (野口英世記念館), 10 min. by bus from Inawashiro Sta., is located in the northeast part of Lake Inawashiro. Dr. Hideyo Noguchi was an internationally-famed medical scholar as well as a man of great character. He devoted himself to the research of yellow fever in Africa. The hall, displaying materials about him, is next to the house where he was born. Open: 8:30–17:00 (Apr.–Oct. enter by 16:45), 9:00–16:15 (Nov.–Mar. enter by 16:00). Closed: Dec.11–15 & Dec.29–Jan. 3. Admission: ¥500.

Aizu Folk Museum (会津民俗館), next to the Dr. Noguchi Memorial Hall, displays articles and tools used by the local people of pre-modern days which had been preserved in old farm-houses. Open: 8:00–17:00 (Sat, Sun & national holidays from Apr.–Nov.15), 8:30–17:00 (weekday from Apr.–Nov.15), 9:00–16:30 (Nov.16–Mar.31). Closed: Thu. from Dec. to Mar.

15. Admission: ¥500.

Tenkyokaku (天鏡閣), 15 min. by bus from Inawashiro Sta., is located in the northwest part of Lake Inawashiro. It was once a villa of the Imperial Family, built in the Renaissance architectural-style. Open: 8:30–17:00 (May–Oct.), 9:00–16:30 (Nov.–Apr.). Admission: ¥350.

The World Glassware Hall (世界のガラス館)

10 min. by bus from Inawashiro Sta. on JR Banetsu-saisen Line, displays over 25,000 items of the finest world glass collection, including Bohemian glass and Venetian glass. Many of these items are available for sale. Visitors can try making original glass at the Glassware Studio located inside this museum. Open: 9:00–18:00 (Mar.11–Nov.10), 9:00–17:00 (Nov.11–Dec.10), 9:00–16:00 (Dec.11–Mar.10). Admission: free.

Accommodations:

Name of facilities	Tel.	Room rate (¥)	Name of facilities	Tel.	Room rate (¥)
Villa Inawashiro (R)	(0242) 62-4111	¥¥	Okinajima-so (PL)	(0242) 65-2811	¥
Hotel Mount Bandai (R)	(0242) 64-3911	¥¥	Lake Side Hotel Minatoya (PL)	(0242) 65-2111	¥
Hotel de Premiere Minowa (H)	(0242) 64-3300	¥¥			

In Inawashiro, there are about 150 Minshuku. (¥6,000 and up with 2 meals per person)

Contact: Bandai Inawashiro Minshuku Association (磐梯猪苗代民宿協同組合)
Inawashiro Station Minshuku Association (猪苗代駅前民宿組合)

Tel. (0242) 62-3412
Tel. (0242) 62-3481

Remarks: H = Hotel	Rate for a twin room.	¥¥¥ more than 15,000 yen
R = Ryokan	Rate per person.	¥¥ 8,001 yen – 15,000 yen
PL = People's Lodge	Rate per person.	¥ 8,000 yen or less

W **Welcome Inn Reservation Center (WIRC)** is here to help you book economical accommodations at participating inns throughout the country. Our participating establishments, called "Welcome Inns", comprise a range of accommodations from hotels, business hotels, Ryokan, minshuku, pensions and Shukubo (temple lodgings) to youth hostels. Most of them have guest rooms at rates which do not exceed ¥8,000 yen per night (excluding tax and service charges) for a single room.

Reservation over the Internet

Visit our website at <http://www.itcj.jp> and apply through our system.

Application deadline – generally 5 days ahead of your check-in date

Reservation at booking counters in Japan

To take advantage of our service, you must appear in person at any of the Welcome Inn reservation counters located at the Tourist Information Centers (at Narita International Airport and Kansai International Airport) and Kyoto Tourist Information (on the 9th Fl. of JR Kyoto Sta. Bldg.).

Welcome Inn Reservation Center

c/o International Tourism Center of Japan

Kinseisha-Kanda Bldg. 3F, 3-15 Kanda-Nishikicho, Chiyoda-ku, Tokyo 101-0054

Tel:03-3233-3303 Fax:03-3233-3305



TOURIST INFORMATION

(Visit Japan Information Network)

Aizu-Wakamatsu Station Tourist Information Center:

JR Aizu-Wakamatsu Station, 1-1, Ekimae-machi, Aizu-Wakamatsu City, Fukushima Pref. Tel. (0242) 32-0688

Open: 9:00–17:30. Closed: Dec.29–Jan.3

Tsurugajo Castle Tourist Information Center:

Tsurugajo Castle, 1-1, Otemachi, Aizu-Wakamatsu City, Fukushima Pref. Tel. (0242) 29-1151

Open: 8:30–17:00. Closed: 4 days from the 1st Mon. in Jul. & 3 days from the 1st Tue. in Dec.

Fukushima City Tourist Information Center:

JR Fukushima Station East Exit, 1-1, Sakae machi, Fukushima City, Fukushima Pref. Tel. (024) 522-3265

Open: 9:00-18:00. Closed: Dec. 29-Jan.3.

Fukushima City Tourist Information Center:

JR Fukushima Station. West Exit, 1-10, Koujida, Fukushima City, Fukushima Pref. Tel. (024) 531-6428

Open: 9:00-18:00. Closed: Dec. 29-Jan.3.

Fukushima Airport Information Desk:

21, Habakita, Kitasugama, Tamagawa-mura, Ishikawa-gun, Fukushima Pref. Tel. (0247) 57-1511

Open: 8:15-17:00.

Koriyama City Tourist Information Center:

195, Hiuchida, Koriyama City, Fukushima Pref.

Open: 9:00–17:30.

Tel. (024) 924-0012

All information, including transportation schedules, fares, prices and accommodation charges, which is contained in this leaflet is based on data as of August 2006, and is subject to change without notice. While every effort is made to ensure the accuracy of all information, regrettably errors do occasionally occur. Therefore, you should check with organizations concerned for updated and accurate information on your chosen destination. JNTO shall not be liable for any loss or damage of whatever nature that may arise as a result, directly or indirectly, from the use of any of the information or material contained in this leaflet.